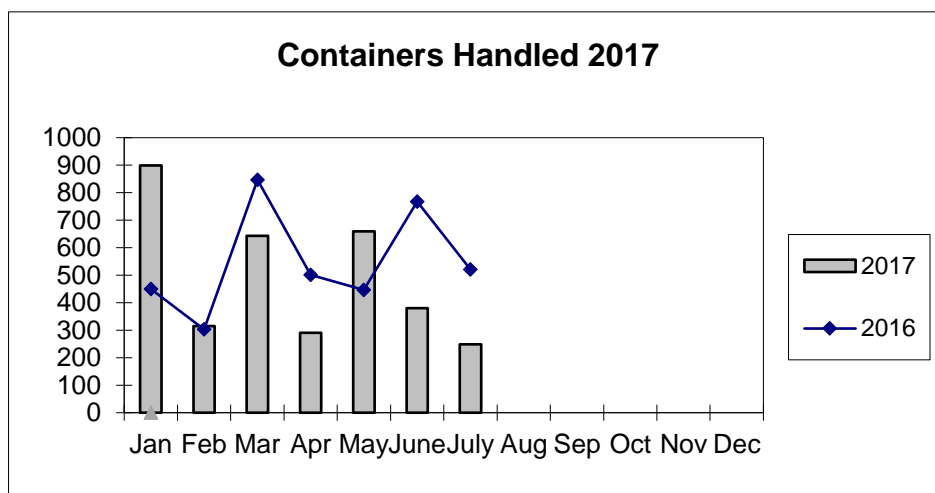
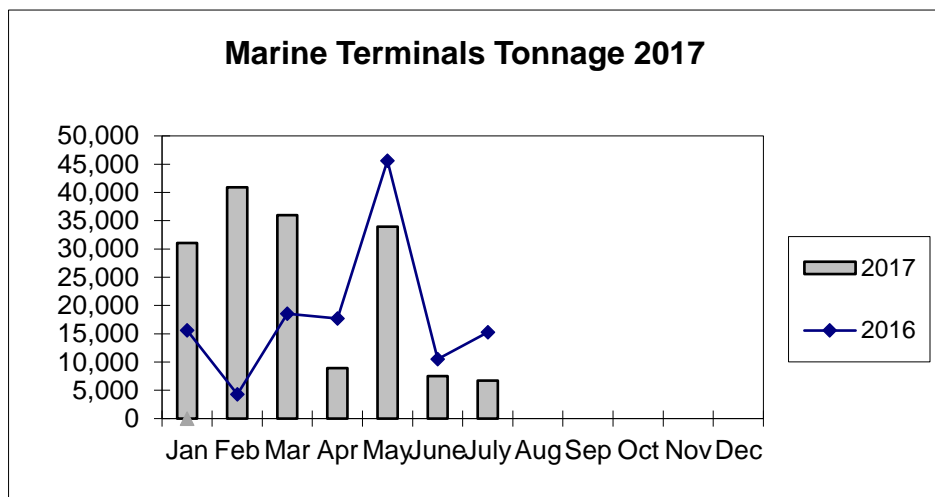
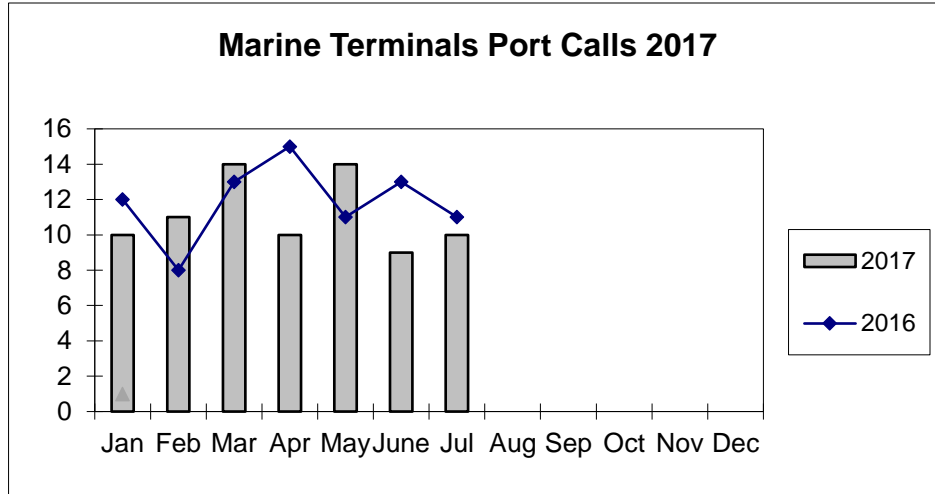


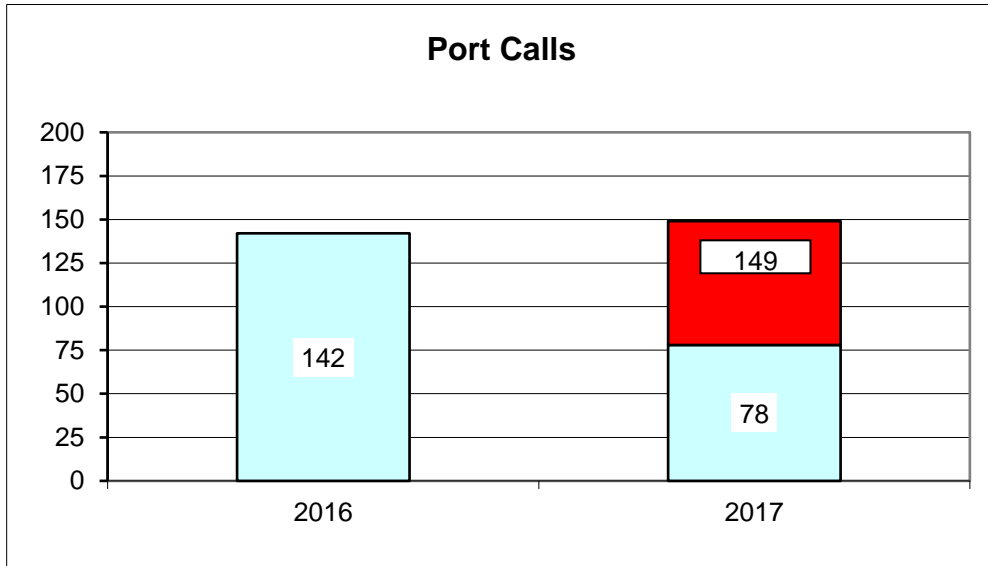
**Port of Everett
Marine Terminals Statistics Through July 2017**



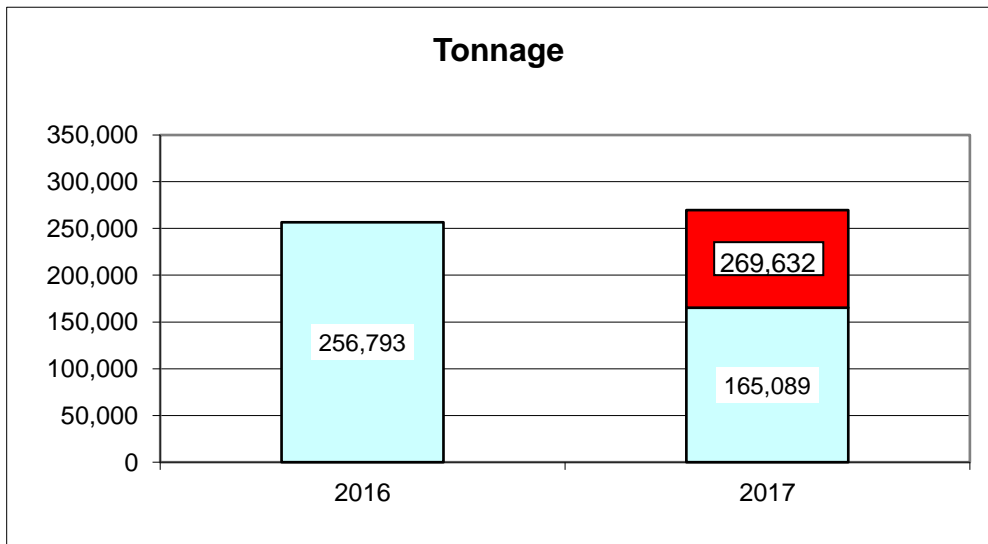
**Port of Everett
Marine Terminals Statistics Through July 2017**

Port Calls		2017	2016
Port calls YTD		78	83
	ships	53	45
	barges	25	38
Port calls this month	July	10	11
	ship	8	5
	barge	2	6
Port calls last month	June	9	13
	ship	7	8
	barge	2	5
Tonnage		2017	2016
Short Tons YTD		165,089	127,541
	In (general)	36,844	37,856
	In (cement)	26,909	28,771
	Out	32,927	25,632
	Out (logs)	68,409	35,282
Short tons This Month	July	6,728	15,242
	In (general)	4,952	3,792
	In (cement)	-	6,929
	Out	1,776	4,521
	Out (logs)	-	-
Short tons Last Month	June	7,506	10,520
	In (general)	2,882	6,212
	In (cement)	-	-
	Out	4,624	4,308
	Out (logs)	-	-
Container Statistics		2017	2016
Number of Units YTD		3,435	3,797
	In	2,048	2,473
	Out	1,387	1,324
Number of Units This Month	July	249	521
	In	139	310
	Out	110	211
Number of Units Last Month	June	380	768
	In	233	529
	Out	147	239

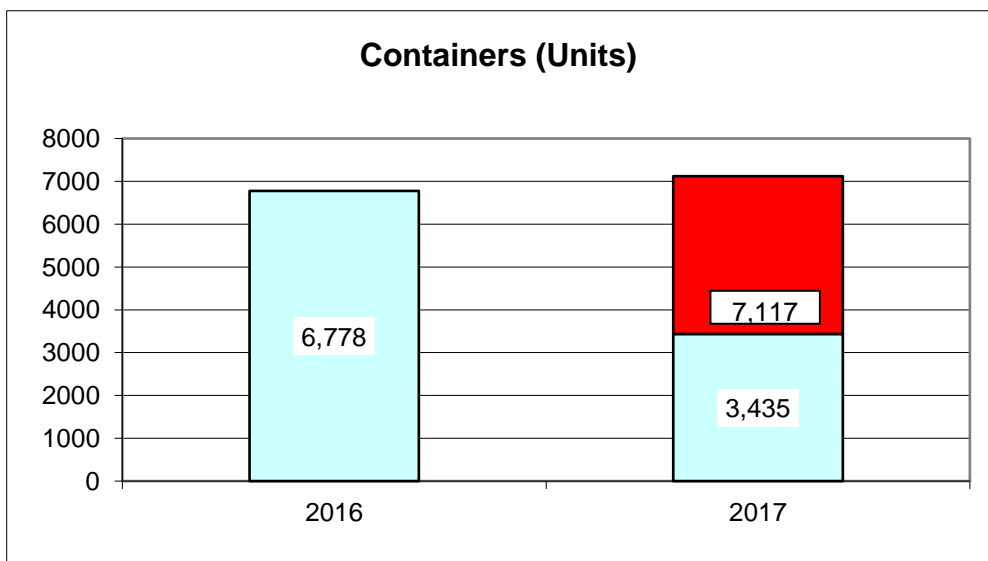
**Port of Everett
Marine Terminals Statistics Through June 2017**



52%



61%



48%