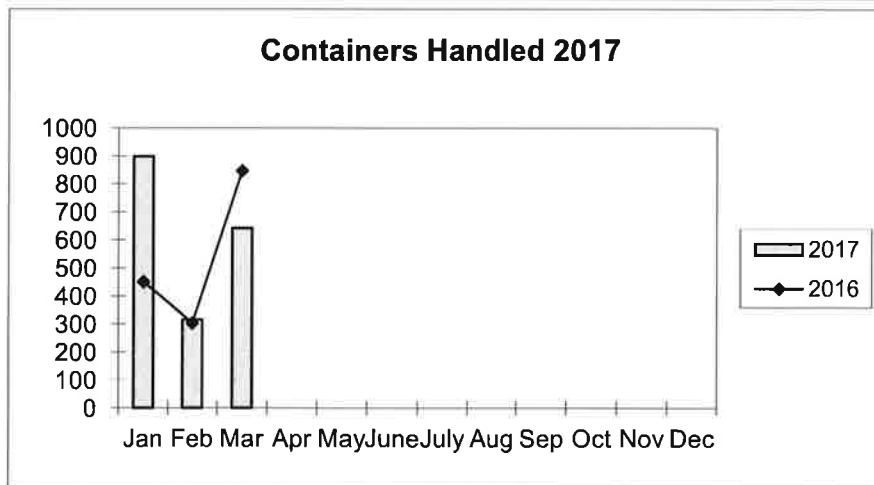
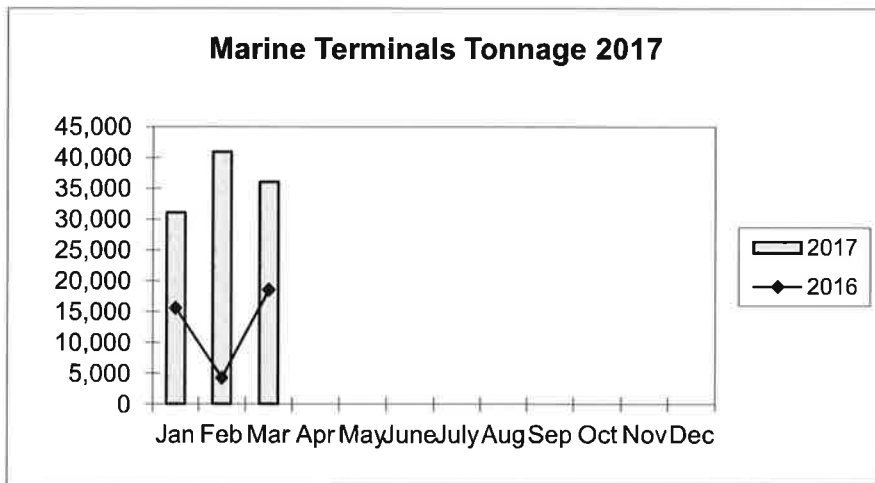
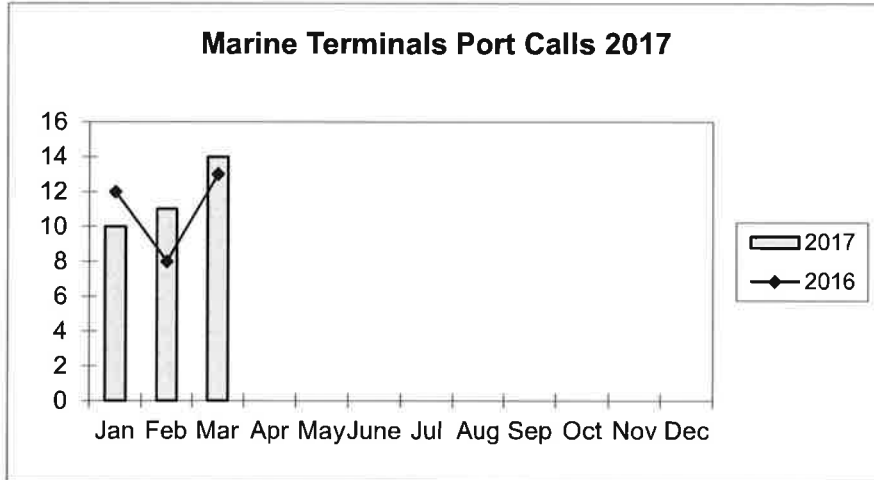


Port of Everett
Marine Terminals Tonnage Through March 2017

Port Calls		2017	2016
Port calls YTD		35	33
	ships	21	18
	barges	14	15
Port calls this month	Mar	14	13
	ship	10	7
	barge	4	6
Port calls last month	Feb	10	8
	ship	4	4
	barge	6	4
Tonnage		2017	2016
Short Tons YTD		108,012	38,446
	In (general)	18,621	17,209
	In (cement)	26,909	11,116
	Out	16,152	10,121
	Out (logs)	46,330	-
Short tons This Month	Mar	36,006	18,553
	In (general)	4,026	8,203
	in (cement)	-	6,397
	Out	8,495	3,953
	Out (logs)	23,485	-
Short tons Last Month	Feb	40,926	4,291
	In (general)	3,671	3,344
	In (cement)	13,061	-
	Out	1,349	947
	Out (logs)	22,845	-
Container Statistics		2017	2016
Number of Units YTD		1,857	1,560
	In	1,123	1,041
	Out	734	519
Number of Units This Month	Mar	643	807
	In	259	603
	Out	384	204
Number of Units Last Month	Feb	315	303
	In	217	237
	Out	98	66

**Port of Everett
Marine Terminals Tonnage Through March 2017**



**Port of Everett
Marine Terminals Statistics Through March 2017**

