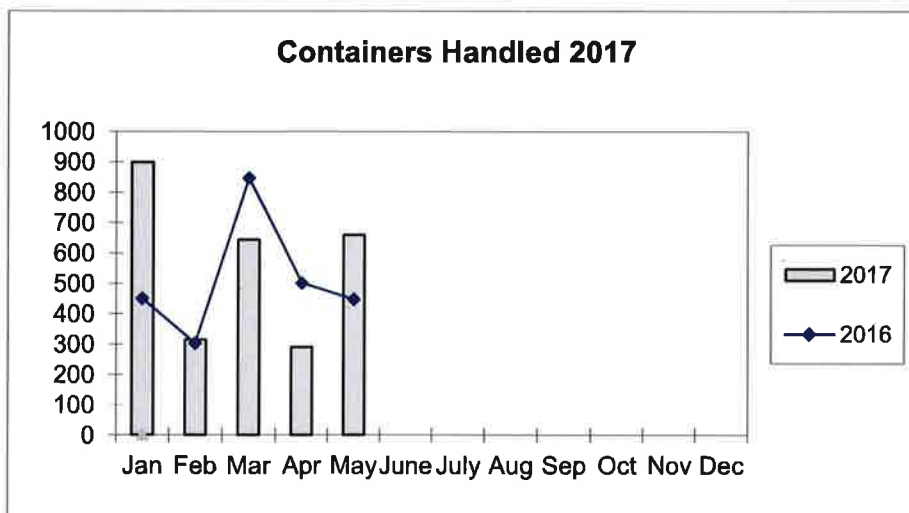
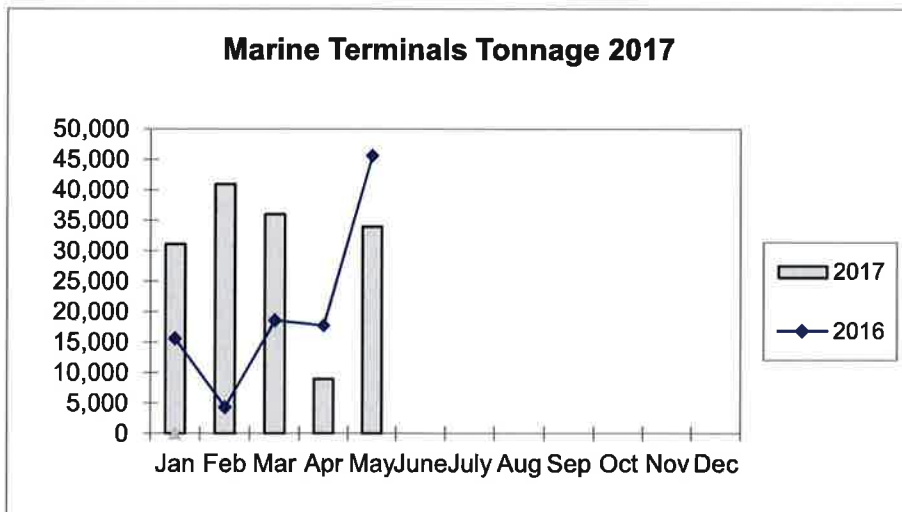
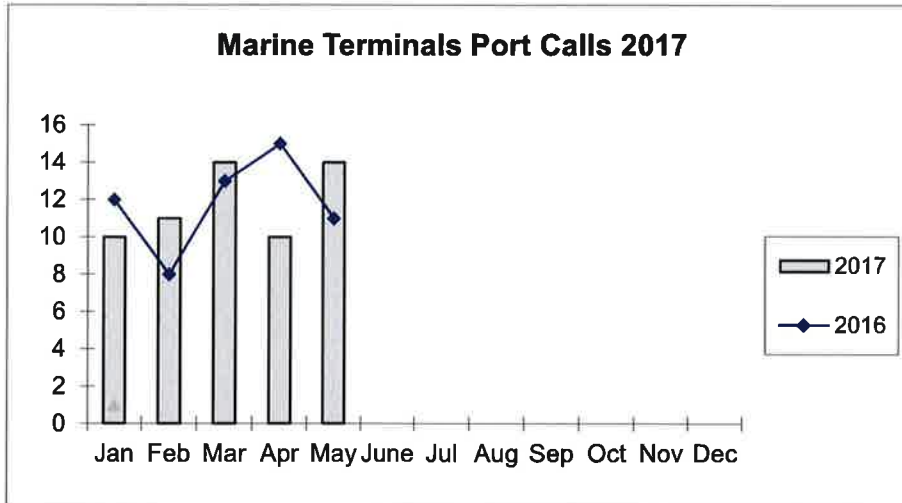


**Port of Everett  
Marine Terminals Tonnage Through May 2017**



**Port of Everett  
Marine Terminals Tonnage Through May 2017**

<b>Port Calls</b>			<b>2017</b>	<b>2016</b>
Port calls YTD			59	59
	ships		38	32
	barges		21	27
Port calls this month		May	14	11
	ship		10	6
	barge		4	5
Port calls last month		April	10	15
	ship		7	8
	barge		3	7
<b>Tonnage</b>			<b>2017</b>	<b>2016</b>
Short Tons YTD			150,856	101,779
	In (general)		29,010	27,852
	In (cement)		26,909	21,842
	Out		26,527	16,803
	Out (logs)		68,410	35,282
Short tons This Month		May	33,939	45,630
	In (general)		4,691	3,544
	In (cement)		-	4,512
	Out		7,169	2,292
	Out (logs)		22,079	35,282
Short tons Last Month		April	8,903	11,492
	In (general)		5,698	7,102
	In (cement)		-	-
	Out		3,205	4,390
	Out (logs)		-	-
<b>Container Statistics</b>			<b>2017</b>	<b>2016</b>
Number of Units YTD			2,806	2,508
	In		1,676	1,634
	Out		1,130	874
Number of Units This Month		May	659	447
	In		342	327
	Out		317	120
Number of Units Last Month		April	643	501
	In		259	266
	Out		384	235

**Port of Everett  
Marine Terminals Statistics Through May 2017**

