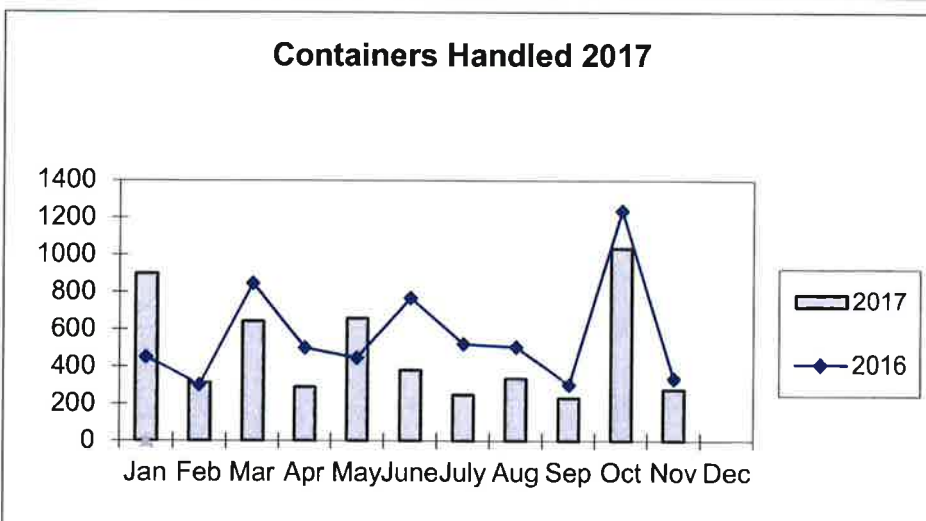
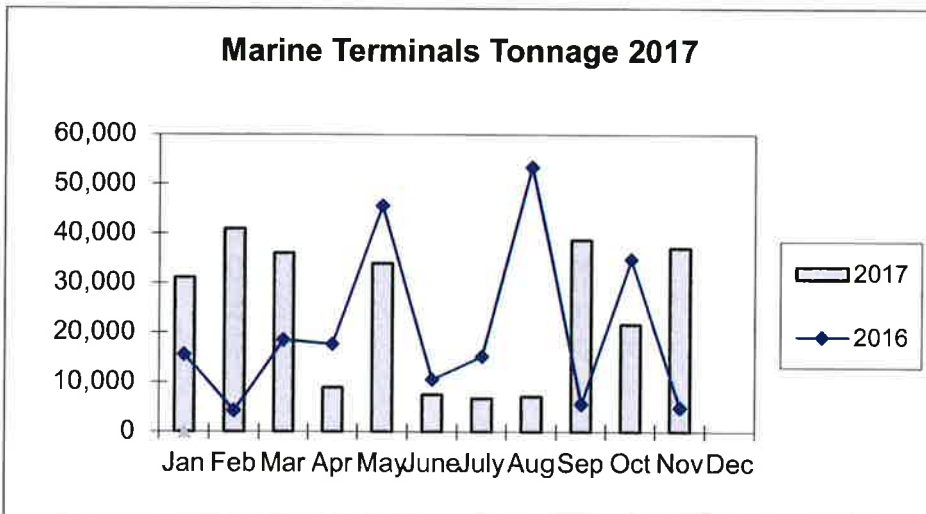
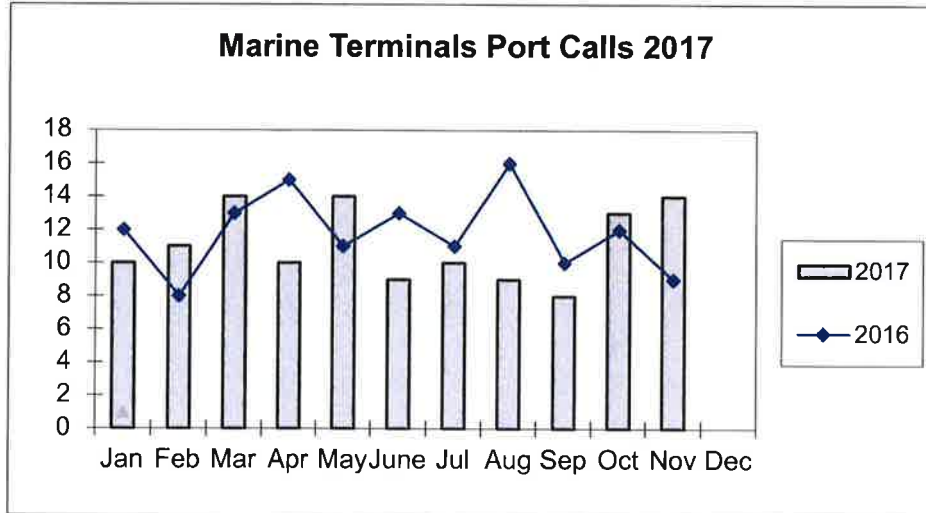


Port of Everett
Marine Terminals Statistics Through November 2017

Port Calls		2017	2016
Port calls YTD		122	130
	ships	81	76
	barges	41	54
Port calls this month	Nov	14	9
	ship	7	5
	barge	7	4
Port calls last month	Oct	13	12
	ship	8	9
	barge	5	3
Tonnage		2017	2016
Short Tons YTD		269,557	226,244
	In (general)	49,759	58,682
	In (cement)	65,045	28,771
	Out (general)	51,156	42,540
	Out (logs)	103,597	96,251
Short tons this month	Nov	37,070	4,882
	In (general)	4,090	3,085
	In (cement)	31,866	-
	Out (general)	1,114	1,797
	Out (logs)	-	-
Short tons last month	Oct	21,629	34,826
	In (general)	3,565	4,678
	In (cement)	6,270	-
	Out (general)	11,794	10,206
	Out (logs)	-	19,942
Container Statistics		2017	2016
Number of Units YTD		5,313	6,177
	In	3,042	3,853
	Out	2,271	2,324
Number of Units This Month	Nov	276	335
	In	199	203
	Out	77	132
Number of Units Last Month	Oct	1,035	1,237
	In	454	649
	Out	581	588

**Port of Everett
Marine Terminals Statistics Through November 2017**



**Port of Everett
Marine Terminals Statistics Through November 2017**

