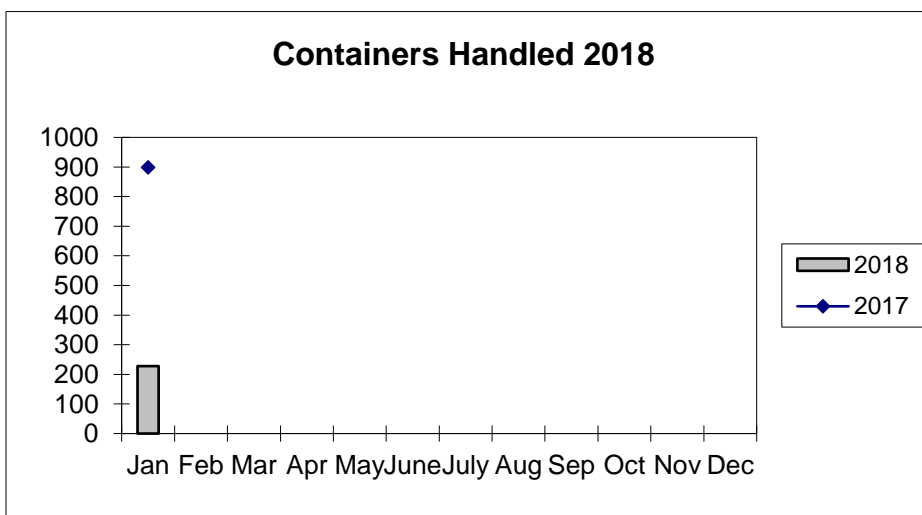
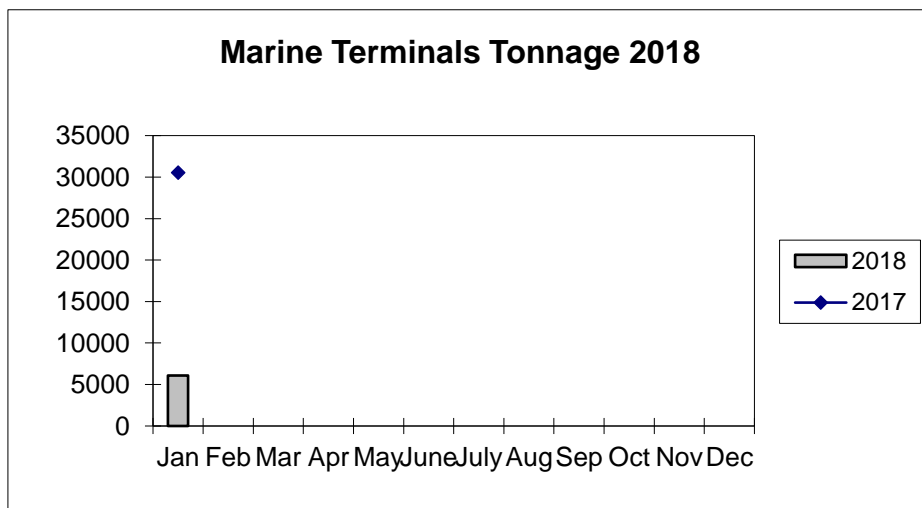
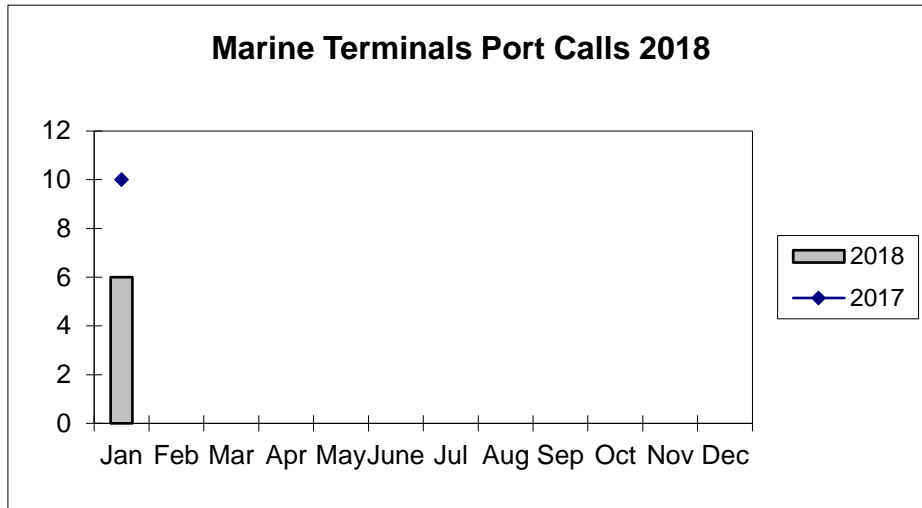


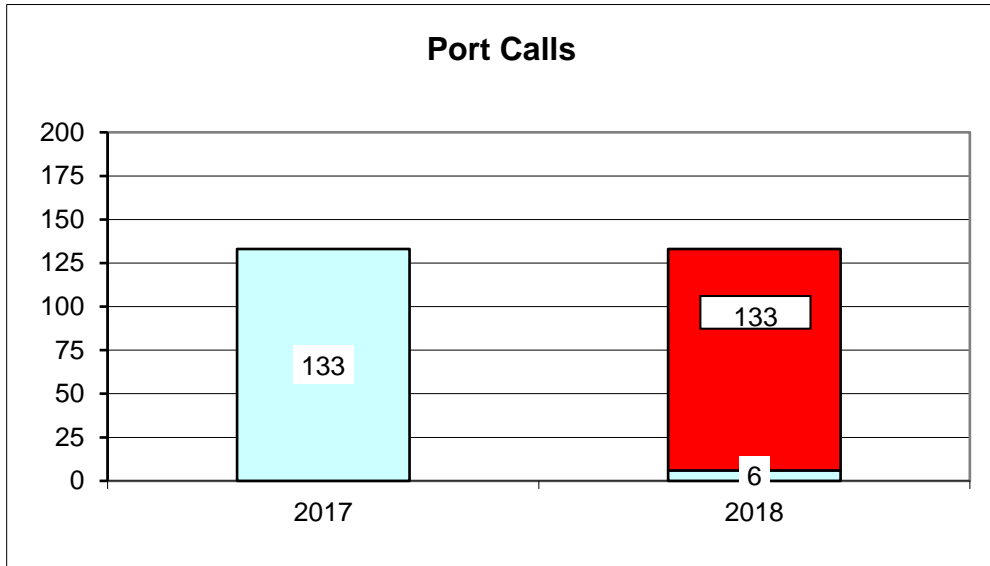
**Port of Everett
Marine Terminals Statistics Through January 2018**



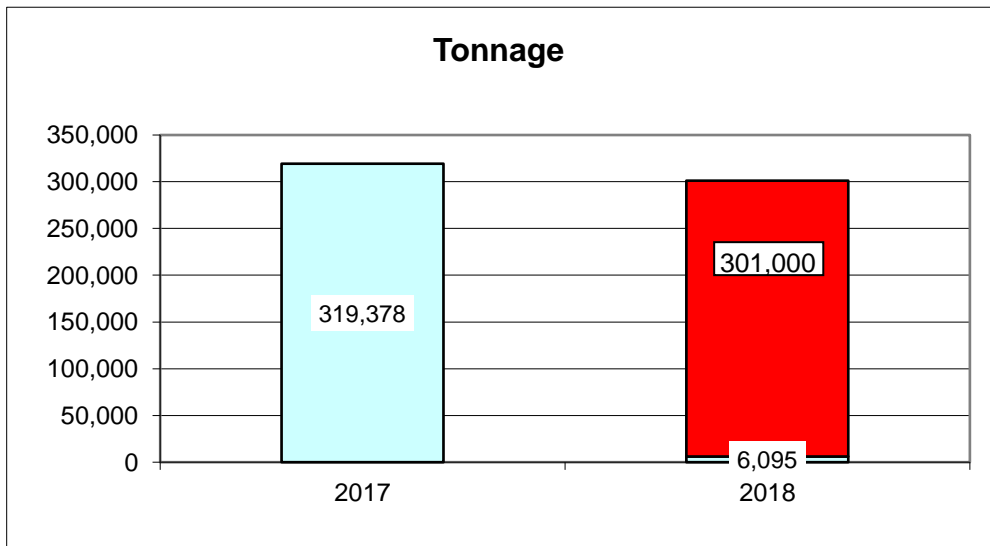
Port of Everett
Marine Terminals Statistics Through January 2018

Port Calls		2018/7	2017/6
Port calls YTD		6	10
	Ships	5	4
	Barges	1	6
Port calls this month	Jan	6	10
	Ships	5	4
	Barges	1	6
Port calls last month	Dec	11	12
	Ships	9	9
	Barges	2	3
Tonnage		2018/7	2017/6
Short Tons YTD		6,095	31,081
	In (general)	2,520	10,924
	In (cement)	-	13,848
	Out	3,575	6,309
	Out (logs)		-
Short tons this month	Jan	6,095	31,081
	In (general)	2,520	10,924
	In (cement)	-	13,848
	Out	3,575	6,309
	Out (logs)	-	-
Short tons last month	Dec	49,821	31,175
	In (general)	2,072	3,668
	In (cement)	5,481	-
	Out	7,091	5,587
	Out (logs)	35,177	21,920
Container Statistics		2018/7	2017/6
Number of Units YTD		228	899
	In	107	647
	Out	121	252
Number of Units This Month	Jan	228	899
	In	107	647
	Out	121	252
Number of Units Last Month	Dec	415	601
	In	157	341
	Out	258	260

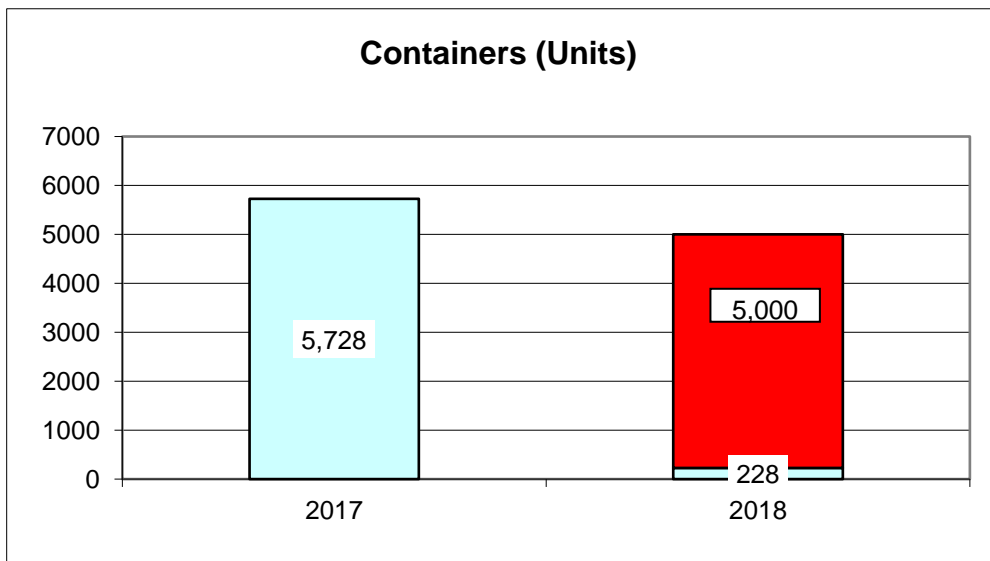
Port of Everett Marine Terminals Statistics Through January 2018



5%



2%



5%