


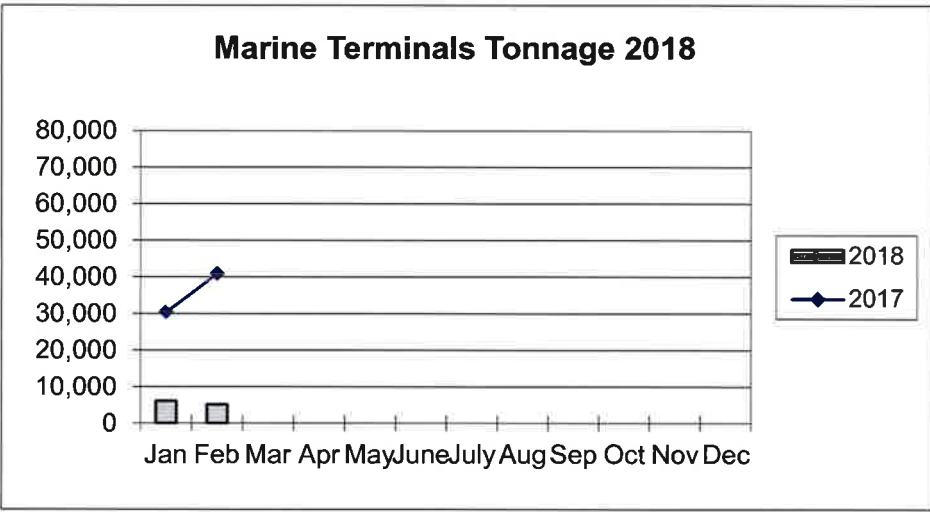

**Port of Everett**  
**Marine Terminals Statistics Through February 2018**

<b>Port Calls</b>		<b>2018</b>	<b>2017</b>
Port calls YTD		15	21
	ships	11	11
	barges	4	10
Port calls this month	Feb	9	11
	ship	6	7
	barge	3	4
Port calls last month	Jan	6	10
	ship	5	4
	barge	1	6

<b>Tonnage</b>		<b>2018</b>	<b>2017</b>
Short Tons YTD		11,214	72,006
	In (general)	4,463	14,595
	In (cement)	-	26,909
	Out	6,751	7,657
	Out (logs)	-	22,845
Short tons This Month	Feb	5,119	40,926
	In (general)	1,943	3,671
	In (cement)	-	13,061
	Out	3,176	1,349
	Out (logs)	-	22,845
Short tons Last Month	Jan	6,095	31,081
	In (general)	2,520	10,924
	In (cement)	-	13,848
	Out	3,575	6,309
	Out (logs)	-	-

<b>Container Statistics</b>		<b>2018</b>	<b>2017</b>
Number of Units YTD		546	1,214
	In	244	864
	Out	302	350
Number of Units This Month	Feb	308	315
	In	137	217
	Out	171	98
Number of Units Last Month	Jan	238	899
	In	107	647
	Out	131	252

**Port of Everett  
Marine Terminals Statistics Through February 2018**



**Port of Everett  
Marine Terminals Statistics Through February 2018**

