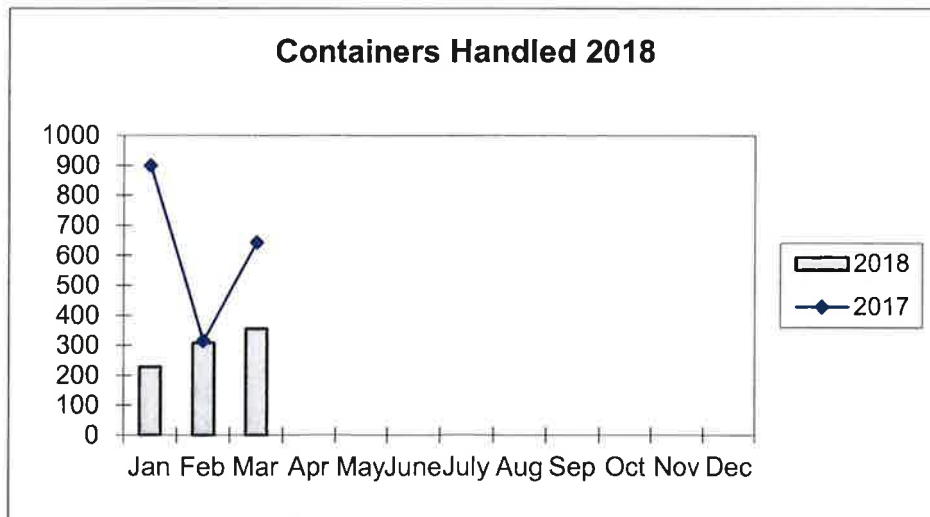
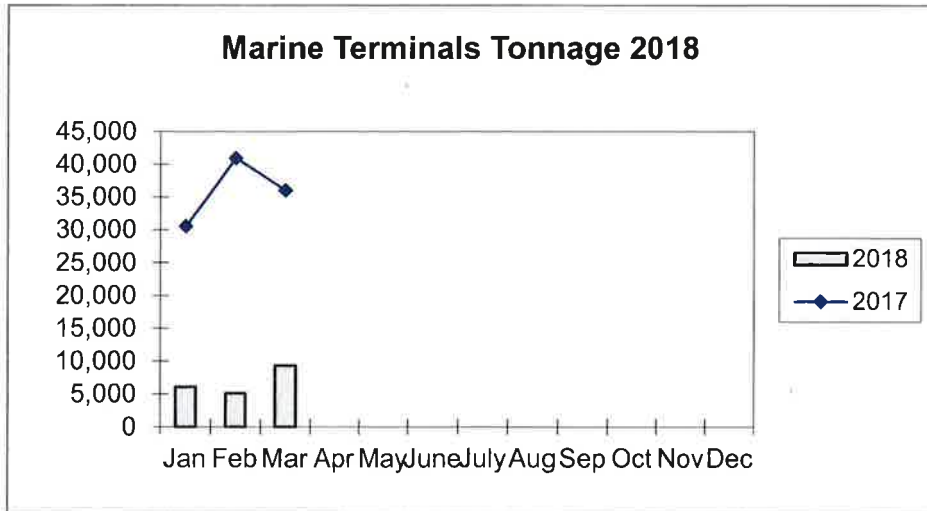
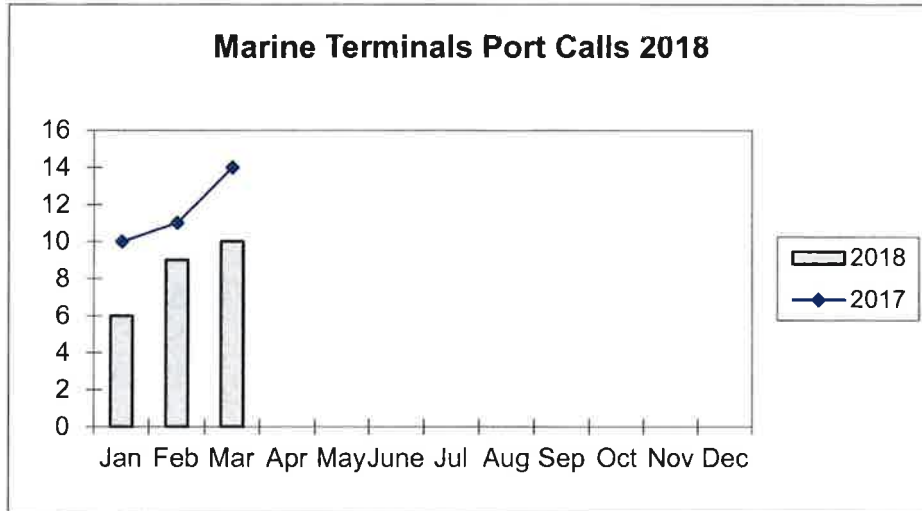


**Port of Everett**  
**Marine Terminals Tonnage Through March 2018**

<b>Port Calls</b>			<b>2018</b>	<b>2017</b>
Port calls YTD			25	35
	ships		19	21
	barges		6	14
Port calls this month		Mar	10	14
	ship		8	10
	barge		2	4
Port calls last month		Feb	6	10
	ship		5	4
	barge		1	6
<b>Tonnage</b>			<b>2018</b>	<b>2017</b>
Short Tons YTD			26,738	108,012
	In (general)		8,706	18,621
	In (cement)		6,215	26,909
	Out		11,817	16,152
	Out (logs)			46,330
Short tons This Month		Mar	15,524	36,006
	In (general)		4,243	4,026
	in (cement)		6,215	-
	Out		5,066	8,495
	Out (logs)		-	23,485
Short tons Last Month		Feb	5,119	40,926
	In (general)		1,943	3,671
	In (cement)		-	13,061
	Out		3,176	1,349
	Out (logs)		-	22,845
<b>Container Statistics</b>			<b>2018</b>	<b>2017</b>
Number of Units YTD			901	1,857
	In		344	1,123
	Out		557	734
Number of Units This Month		Mar	355	643
	In		100	259
	Out		255	384
Number of Units Last Month		Feb	308	315
	In		137	217
	Out		171	98

**Port of Everett  
Marine Terminals Tonnage Through March 2018**



**Port of Everett  
Marine Terminals Statistics Through March 2018**

