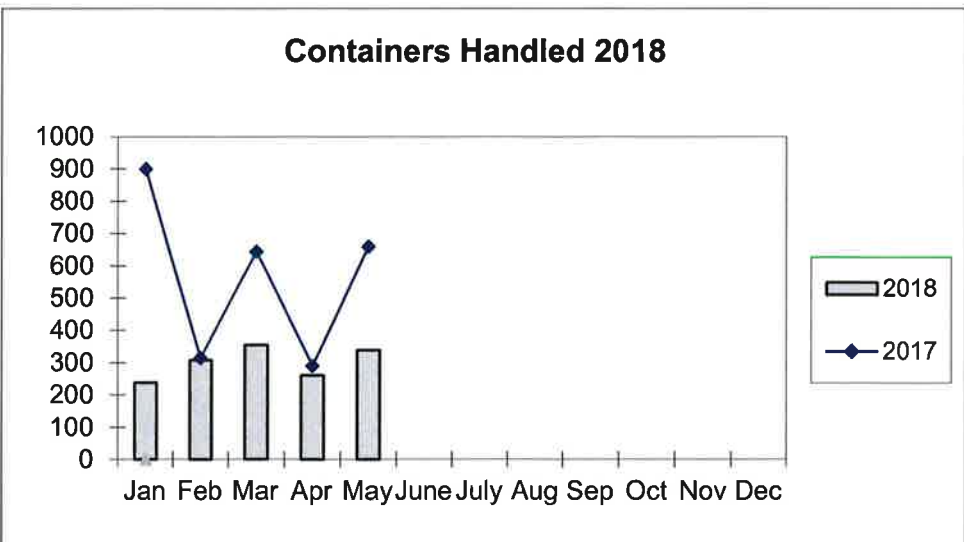
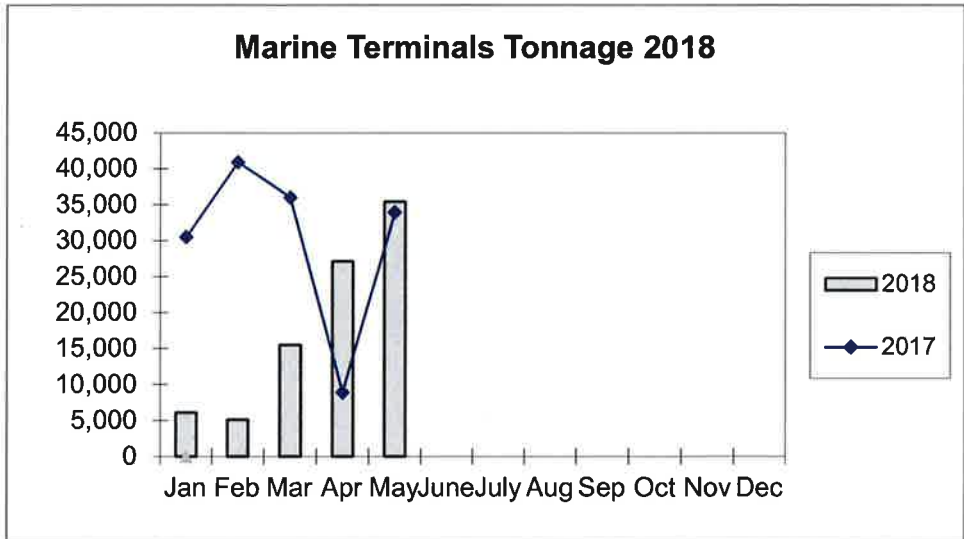
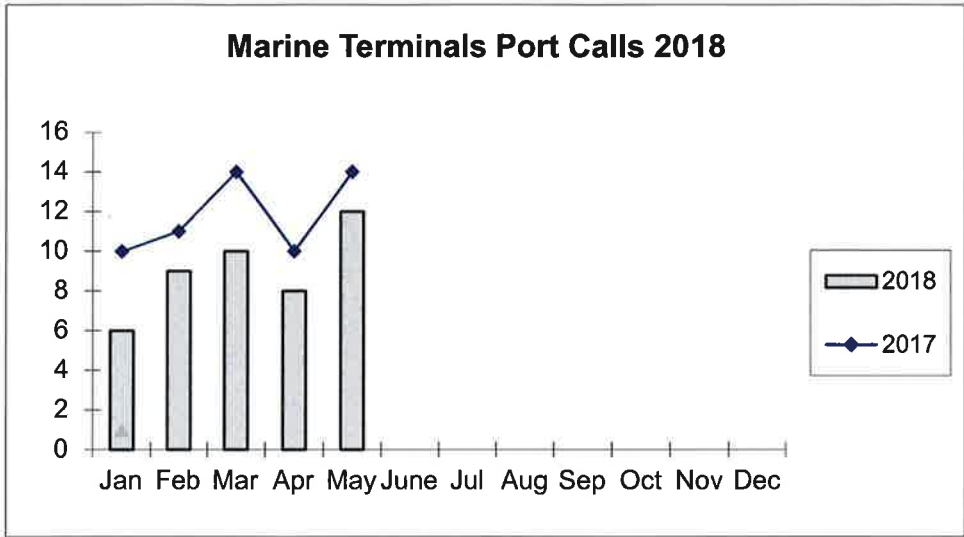


**Port of Everett
Marine Terminals Tonnage Through May 2018**

Port Calls		2018	2017
Port calls YTD		45	59
	ships	32	38
	barges	13	21
Port calls this month	May	12	14
	ship	8	10
	barge	4	4
Port calls last month	April	8	10
	ship	5	7
	barge	3	3
Tonnage		2018	2017
Short Tons YTD		89,290	150,856
	In (general)	17,783	29,010
	In (cement)	17,940	26,909
	Out	15,247	26,527
	Out (logs)	38,320	68,410
Short tons This Month	May	35,401	33,939
	In (general)	4,622	4,691
	In (cement)	5,936	-
	Out	3,051	7,169
	Out (logs)	21,792	22,079
Short tons Last Month	April	27,151	8,903
	In (general)	4,455	5,698
	In (cement)	5,789	-
	Out	379	3,205
	Out (logs)	16,528	-
Container Statistics		2018	2017
Number of Units YTD		1,501	2,806
	In	818	1,676
	Out	683	1,130
Number of Units This Month	May	339	659
	In	239	342
	Out	100	317
Number of Units Last Month	April	261	643
	In	235	259
	Out	26	384

**Port of Everett
Marine Terminals Tonnage Through May 2018**



**Port of Everett
Marine Terminals Statistics Through May 2018**

