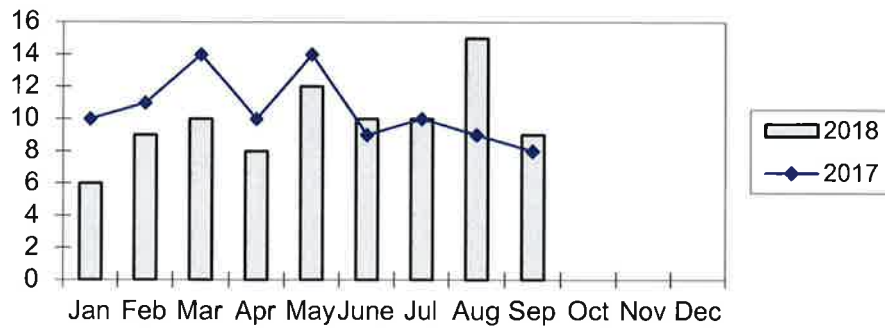


**Port of Everett**  
**Marine Terminals Statistics Through September 2018**

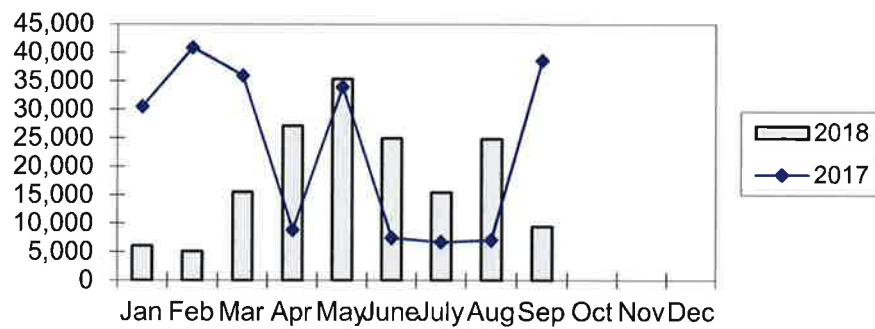
<b>Port Calls</b>			<b>2018</b>	<b>2017</b>
Port calls YTD			89	95
	ships		61	66
	barges		28	29
Port calls this month		Sep	9	8
	ship		8	6
	barge		1	2
Port calls last month		Aug	15	9
	ship		9	7
	barge		6	2
<b>Tonnage</b>			<b>2018</b>	<b>2017</b>
Short Tons YTD			163,986	210,859
	In (general)		47,665	42,104
	In (cement)		56,319	26,909
	Out (general)		21,682	38,249
	Out (logs)		38,320	103,597
Short tons this month		Sep	9,462	38,671
	In (general)		7,642	2,244
	In (cement)		-	-
	Out (general)		1,820	1,240
	Out (logs)		-	35,187
Short tons last month		Aug	24,855	7,097
	In (general)		9,604	3,016
	In (cement)		12,359	-
	Out (general)		2,892	4,081
	Out (logs)		-	-
<b>Container Statistics</b>			<b>2018</b>	<b>2017</b>
Number of Units YTD			3,082	4,002
	In		2,032	2,389
	Out		1,050	1,613
Number of Units This Month		Sep	276	231
	In		190	147
	Out		86	84
Number of Units Last Month		Aug	721	336
	In		556	194
	Out		165	142

**Port of Everett  
Marine Terminals Statistics Through September 2018**

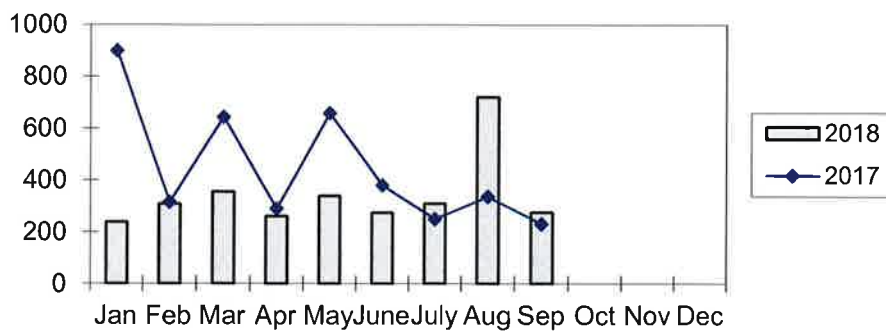
**Marine Terminals Port Calls 2018**



**Marine Terminals Tonnage 2018**



**Containers Handled 2018**



**Port of Everett  
Marine Terminals Statistics Through September 2018**

