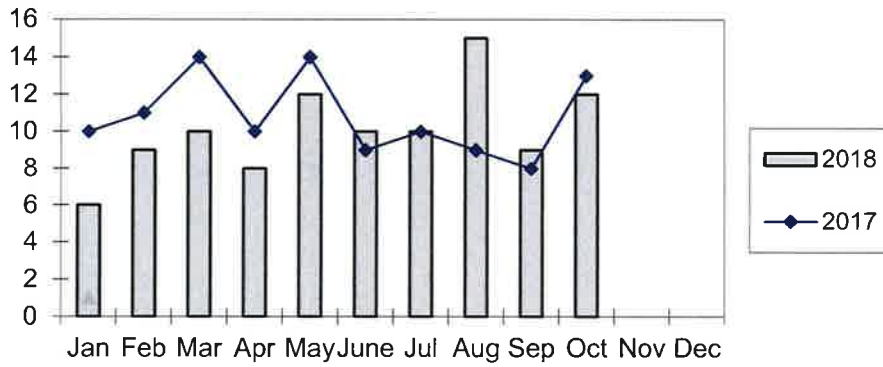


**Port of Everett**  
**Marine Terminals Statistics Through October 2018**

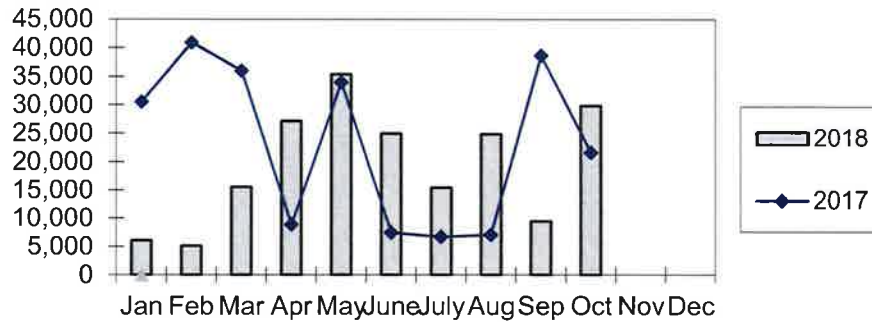
<b>Port Calls</b>		<b>2018</b>	<b>2017</b>
Port calls YTD		101	108
	ships	69	74
	barges	32	34
Port calls this month	Oct	12	13
	ship	8	8
	barge	4	5
Port calls last month	Sep	9	8
	ship	8	6
	barge	1	2
<b>Tonnage</b>		<b>2018</b>	<b>2017</b>
Short Tons YTD		193,768	231,542
	In (general)	51,891	45,599
	In (cement)	68,643	33,179
	Out (general)	29,619	49,167
	Out (logs)	43,615	103,597
Short tons this month	Oct	29,783	20,685
	In (general)	4,226	3,496
	In (cement)	12,324	6,270
	Out (general)	7,938	10,919
	Out (logs)	5,295	-
Short tons last month	Sep	9,462	38,671
	In (general)	7,642	2,244
	In (cement)	-	-
	Out (general)	1,820	1,240
	Out (logs)	-	35,187
<b>Container Statistics</b>		<b>2018</b>	<b>2017</b>
Number of Units YTD		4,079	5,037
	In	2,567	2,843
	Out	1,512	2,194
Number of Units This Month	Oct	997	1,035
	In	535	454
	Out	462	581
Number of Units Last Month	Sep	276	231
	In	190	147
	Out	86	84

**Port of Everett  
Marine Terminals Statistics Through October 2018**

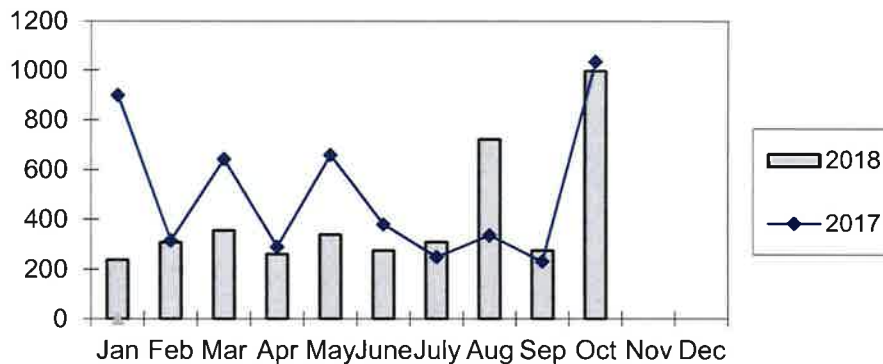
**Marine Terminals Port Calls 2018**



**Marine Terminals Tonnage 2018**



**Containers Handled 2018**



**Port of Everett  
Marine Terminals Statistics Through October 2018**

