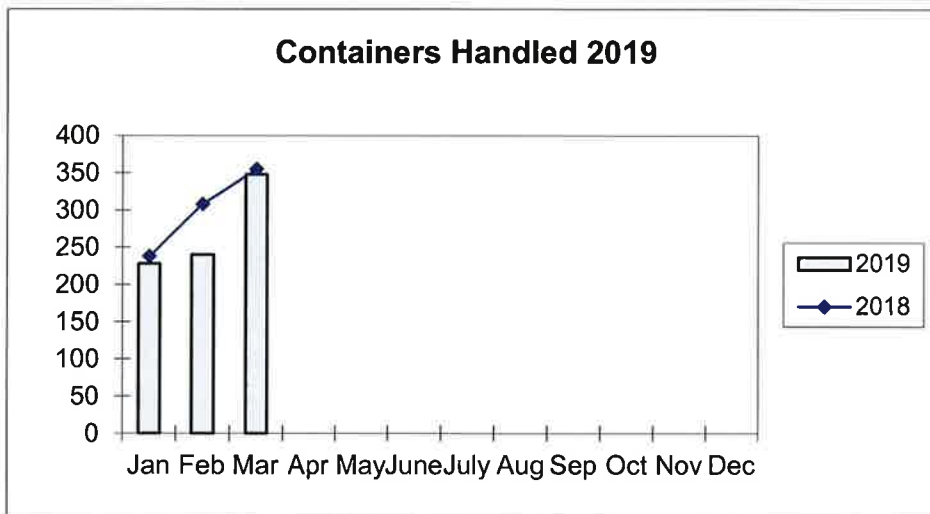
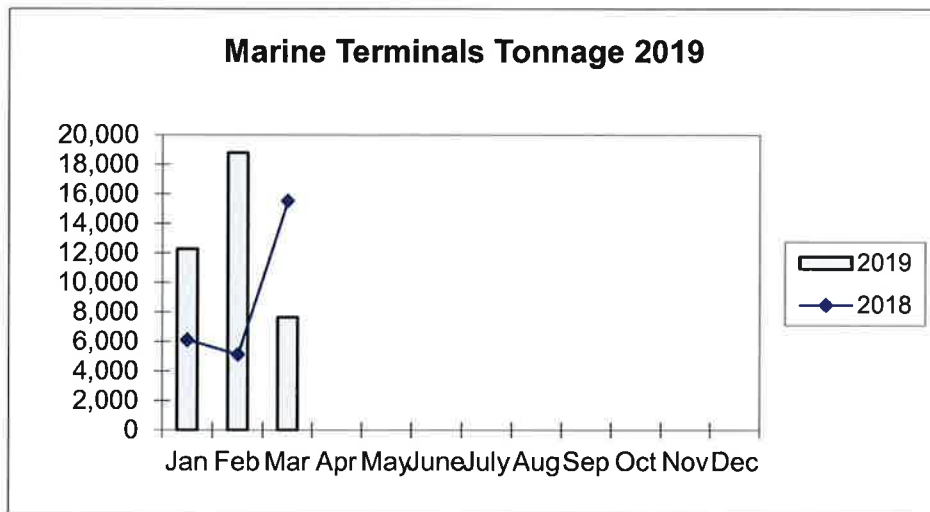
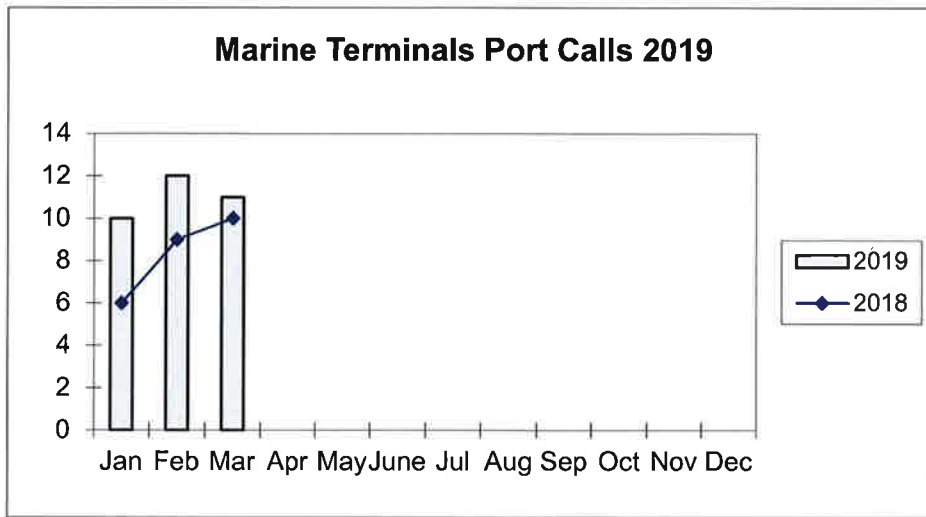


Port of Everett
Marine Terminals Tonnage Through March 2019

| Port Calls | | 2019 | 2018 |
|-----------------------------|--------------|-------------|-------------|
| Port calls YTD | | 33 | 25 |
| | ships | 25 | 19 |
| | barges | 8 | 6 |
| Port calls this month | Mar | 11 | 10 |
| | ship | 8 | 8 |
| | barge | 3 | 2 |
| Port calls last month | Feb | 12 | 6 |
| | ship | 8 | 5 |
| | barge | 4 | 1 |
| Tonnage | | 2019 | 2018 |
| Short Tons YTD | | 38,698 | 26,738 |
| | In (general) | 23,834 | 8,706 |
| | In (cement) | 10,641 | 6,215 |
| | Out | 4,223 | 11,817 |
| | Out (logs) | | |
| Short tons This Month | Mar | 7,634 | 15,524 |
| | In (general) | 4,977 | 4,243 |
| | in (cement) | - | 6,215 |
| | Out | 2,657 | 5,066 |
| | Out (logs) | - | - |
| Short tons Last Month | Feb | 18,793 | 5,119 |
| | In (general) | 7,656 | 1,943 |
| | In (cement) | 10,641 | - |
| | Out | 496 | 3,176 |
| | Out (logs) | - | - |
| Container Statistics | | 2019 | 2018 |
| Number of Units YTD | | 816 | 901 |
| | In | 597 | 344 |
| | Out | 219 | 557 |
| Number of Units This Month | Mar | 348 | 355 |
| | In | 235 | 100 |
| | Out | 113 | 255 |
| Number of Units Last Month | Feb | 240 | 308 |
| | In | 206 | 137 |
| | Out | 34 | 171 |

**Port of Everett
Marine Terminals Tonnage Through March 2019**



**Port of Everett
Marine Terminals Statistics March, 2019**

