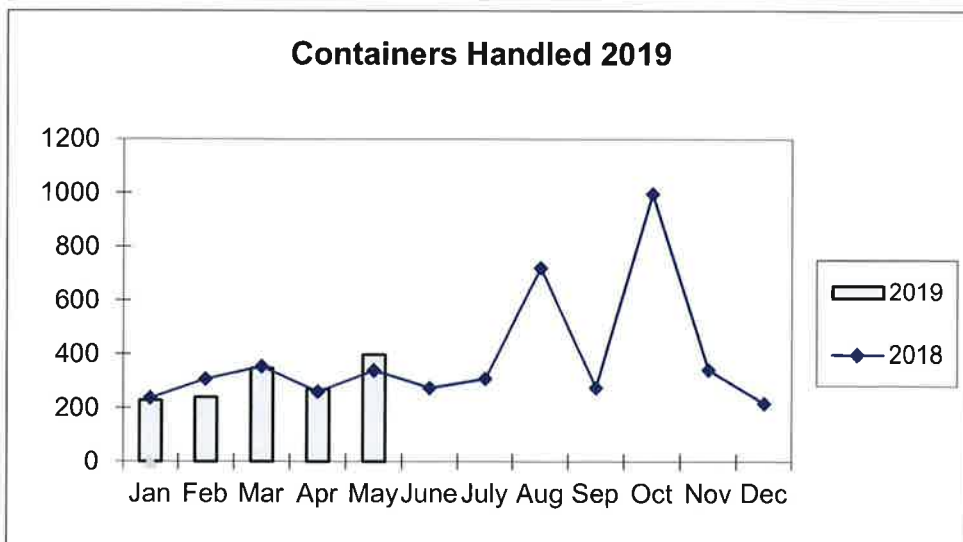
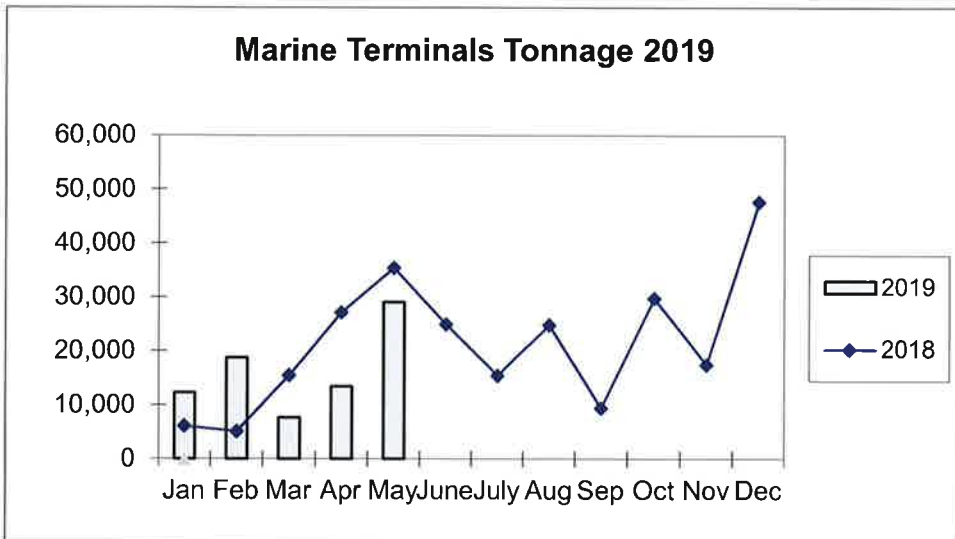
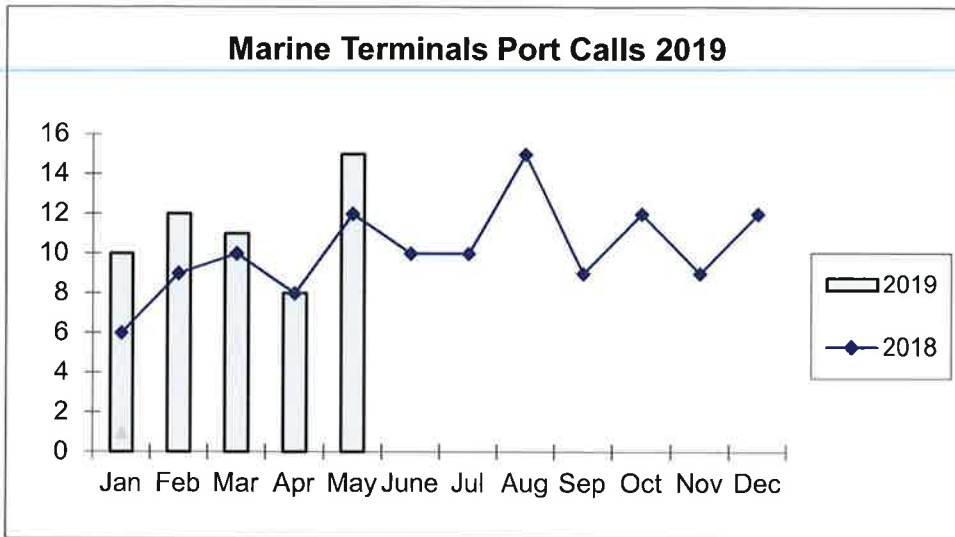


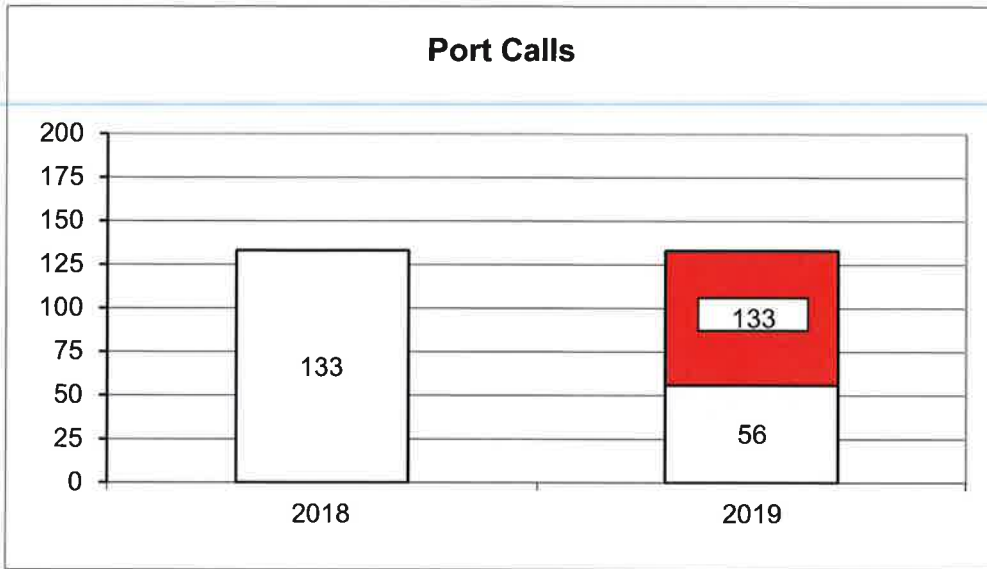
**Port of Everett
Marine Terminals Tonnage Through May 2019**

Port Calls		2019	2018
Port calls YTD		56	45
	ships	38	32
	barges	18	13
Port calls this month	May	15	12
	ship	8	8
	barge	7	4
Port calls last month	April	8	8
	ship	5	5
	barge	3	3
Tonnage		2019	2018
Short Tons YTD		81,180	89,290
	In (general)	37,420	17,783
	In (cement)	36,895	17,940
	Out	6,865	15,247
	Out (logs)	-	38,320
Short tons This Month	May	29,059	35,401
	In (general)	7,711	4,622
	In (cement)	19,289	5,936
	Out	2,059	3,051
	Out (logs)	-	21,792
Short tons Last Month	April	13,423	27,151
	In (general)	5,875	4,455
	In (cement)	6,965	5,789
	Out	583	379
	Out (logs)		16,528
Container Statistics		2019	2018
Number of Units YTD		1,483	1,501
	In	1,130	818
	Out	353	683
Number of Units This Month	May	398	339
	In	304	239
	Out	94	100
Number of Units Last Month	April	269	261
	In	229	235
	Out	40	26

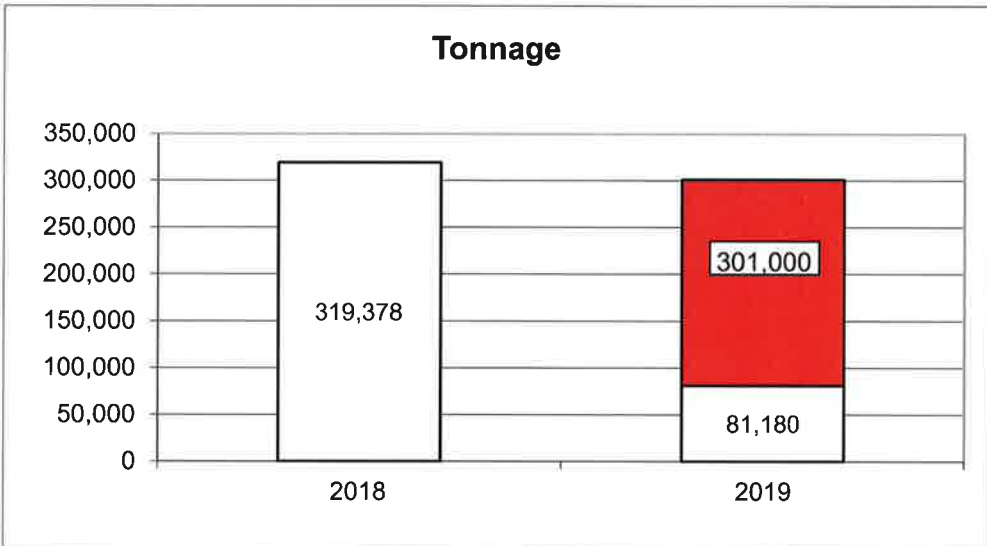
**Port of Everett
Marine Terminals Tonnage Through May 2019**



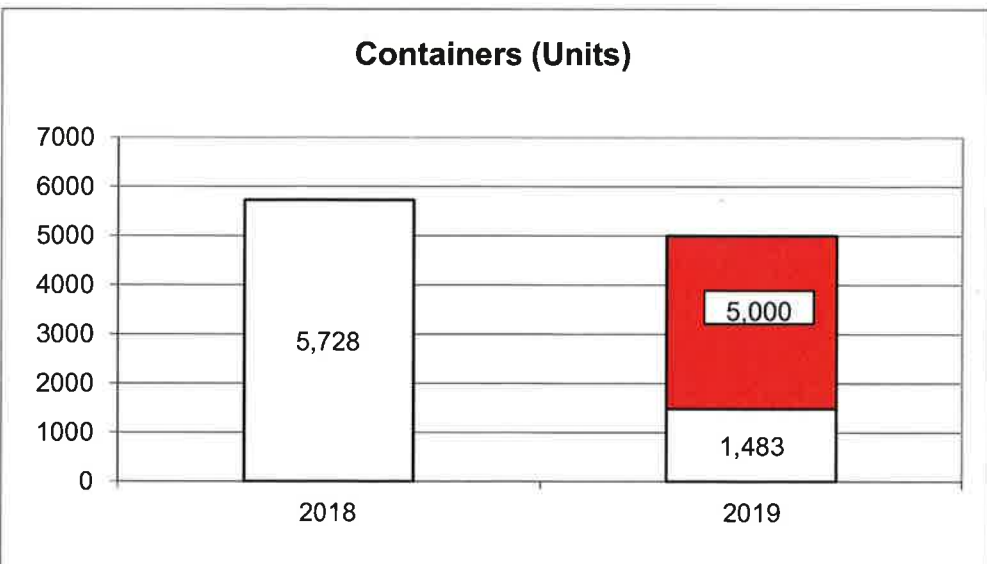
**Port of Everett
Marine Terminals Statistics May, 2019**



42%



27%



30%