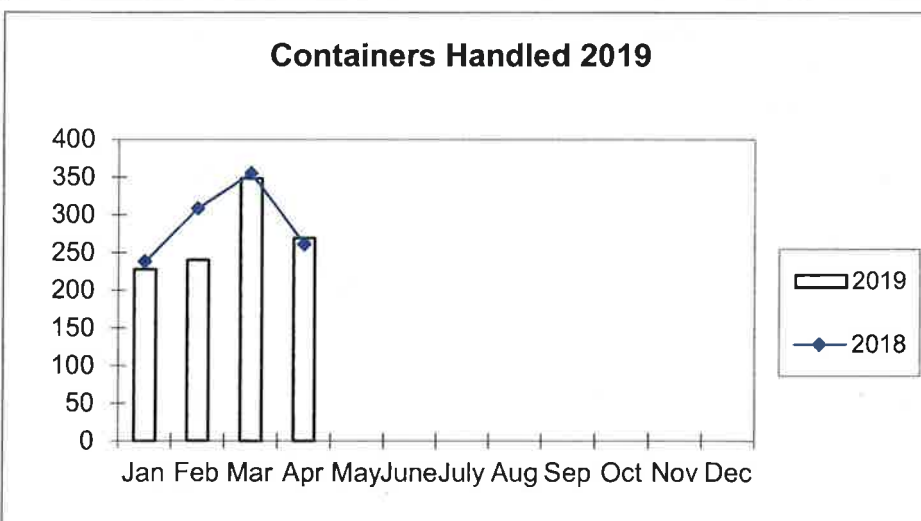
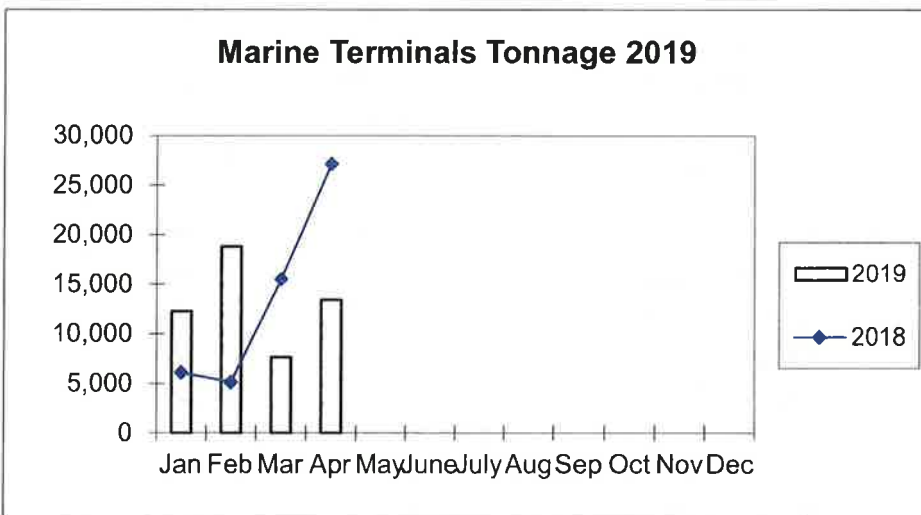
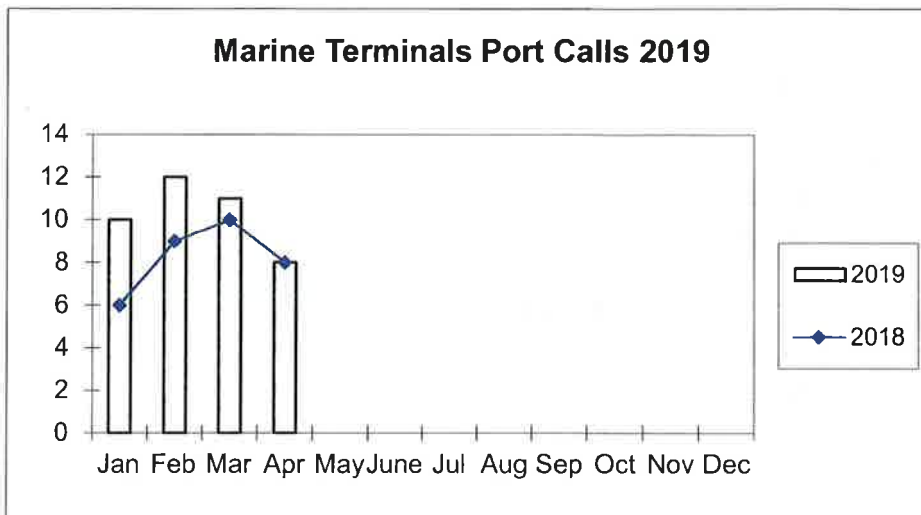


**Port of Everett**  
**Marine Terminals Tonnage Through April 2019**

<b>Port Calls</b>		<b>2019</b>	<b>2018</b>
Port calls YTD		41	33
	ships	30	24
	barges	11	9
Port calls this month	April	8	8
	ship	5	5
	barge	3	3
Port calls last month	March	11	10
	ship	8	8
	barge	3	2
<b>Tonnage</b>		<b>2019</b>	<b>2018</b>
Short Tons YTD		52,121	53,889
	In (general)	29,709	13,161
	In (cement)	17,606	12,004
	Out	4,806	12,196
	Out (logs)	-	16,528
Short tons This Month	April	13,423	27,151
	In (general)	5,875	4,455
	In (cement)	6,965	5,789
	Out	583	379
	Out (logs)		16,528
Short tons Last Month	March	7,634	15,524
	In (general)	4,977	4,243
	In (cement)	-	6,215
	Out	2,657	5,066
	Out (logs)	-	-
<b>Container Statistics</b>		<b>2019</b>	<b>2018</b>
Number of Units YTD		1,085	1,162
	In	826	579
	Out	259	583
Number of Units This Month	April	269	261
	In	229	235
	Out	40	26
Number of Units Last Month	March	348	355
	In	235	100
	Out	113	255

**Port of Everett  
Marine Terminals Tonnage Through April 2019**



**Port of Everett  
Marine Terminals Statistics April, 2019**

