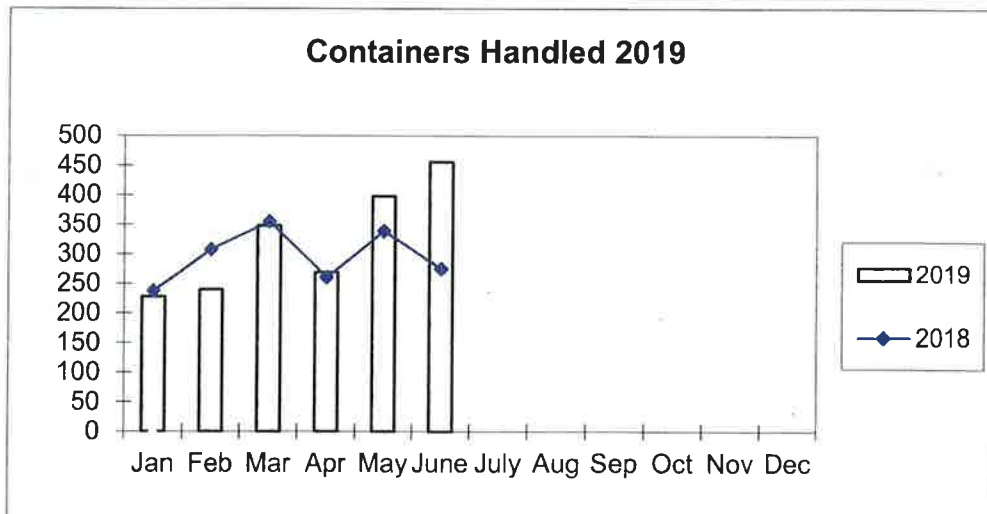
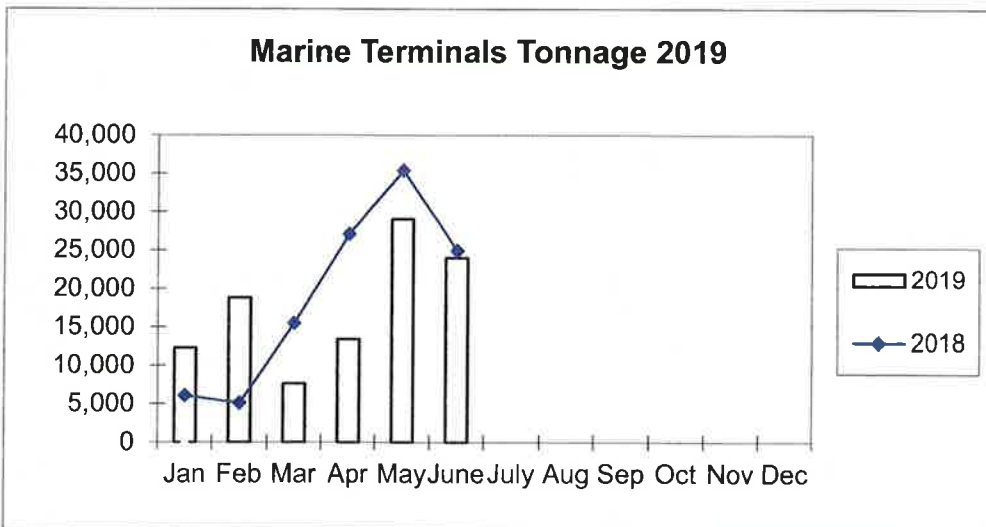
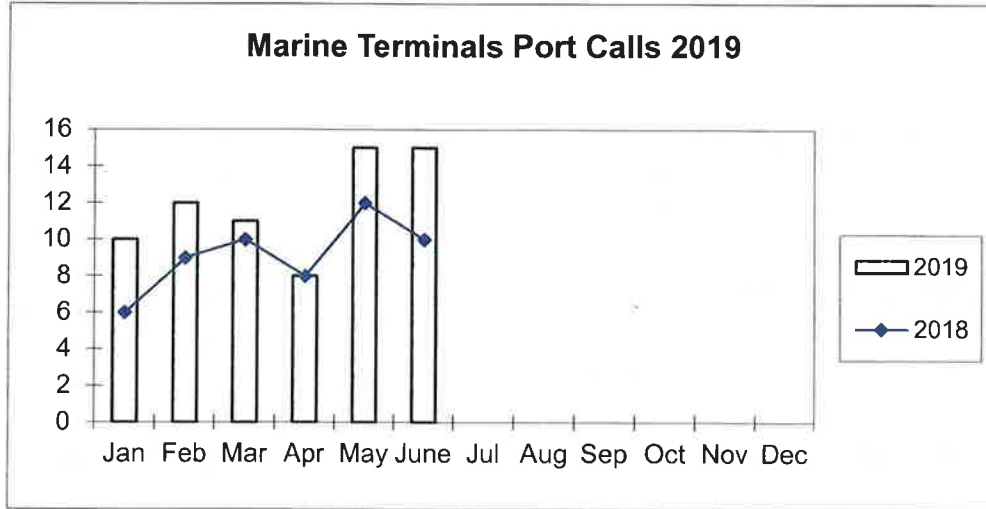


**Port of Everett**  
**Marine Terminals Statistics Through June 2019**

<b>Port Calls</b>		<b>2019</b>	<b>2018</b>
Port calls YTD		71	55
	ships	48	36
	barges	23	19
Port calls this month	June	15	10
	ship	10	4
	barge	5	6
Port calls last month	May	15	12
	ship	8	8
	barge	7	4
<b>Tonnage</b>		<b>2019</b>	<b>2018</b>
Short Tons YTD		105,190	114,230
	In (general)	54,863	22,275
	In (cement)	41,356	37,609
	Out	8,971	16,026
	Out (logs)	-	38,320
Short tons This Month	June	24,008	24,939
	In (general)	17,442	4,492
	In (cement)	4,461	19,669
	Out	2,105	778
	Out (logs)	-	-
Short tons Last Month	May	29,059	35,401
	In (general)	7,711	4,622
	In (cement)	19,289	5,936
	Out	2,059	3,051
	Out (logs)	-	21,792
<b>Container Statistics</b>		<b>2019</b>	<b>2018</b>
Number of Units YTD		1,939	1,776
	In	1,456	1,038
	Out	483	738
Number of Units This Month	June	456	275
	In	326	220
	Out	130	55
Number of Units Last Month	May	398	339
	In	304	239
	Out	94	100

**Port of Everett  
Marine Terminals Statistics Through June 2019**



**Port of Everett  
Marine Terminals Statistics June, 2019**

