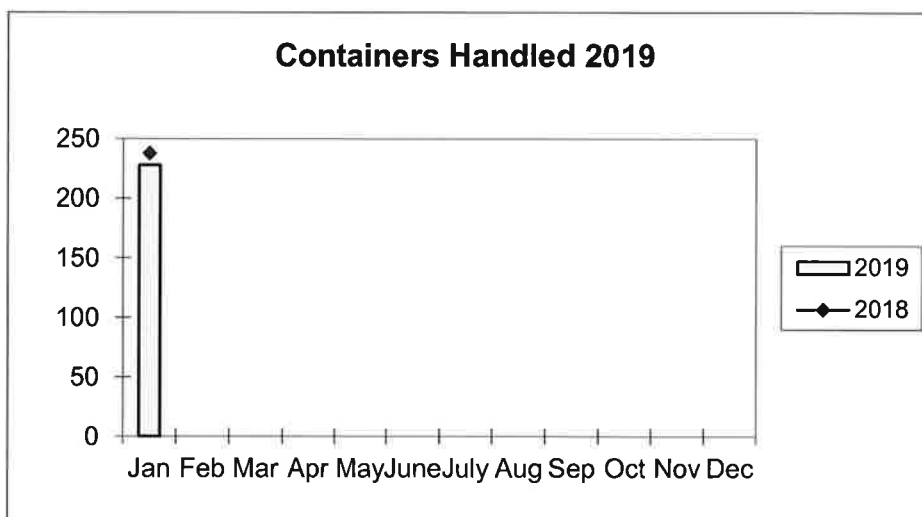
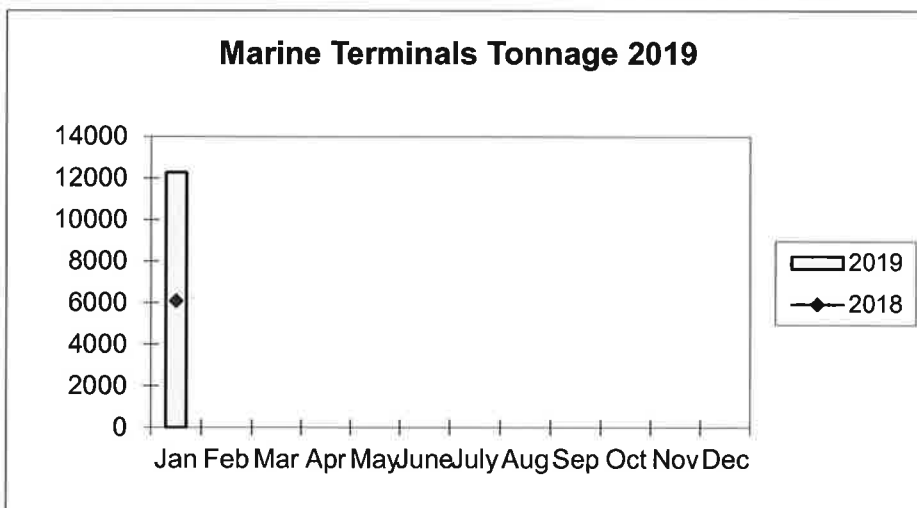
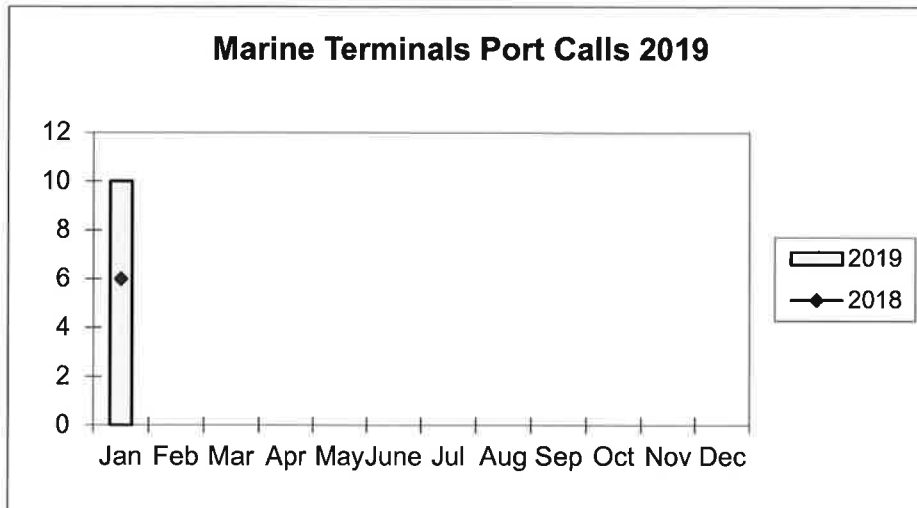


**Port of Everett  
Marine Terminals Statistics Through January 2019**



**Port of Everett**  
**Marine Terminals Statistics Through January 2019**

| <b>Port Calls</b>           |              | <b>2019/8</b> | <b>2018/7</b> |
|-----------------------------|--------------|---------------|---------------|
| Port calls YTD              |              | 10            | 6             |
|                             | Ships        | 9             | 5             |
|                             | Barges       | 1             | 1             |
| Port calls this month       | Jan          | 10            | 6             |
|                             | Ships        | 9             | 5             |
|                             | Barges       | 1             | 1             |
| Port calls last month       | Dec          | 12            | 11            |
|                             | Ships        | 7             | 9             |
|                             | Barges       | 5             | 2             |
| <b>Tonnage</b>              |              | <b>2019/8</b> | <b>2018/7</b> |
| Short Tons YTD              |              | 12,270        | 6,095         |
|                             | In (general) | 11,200        | 2,520         |
|                             | In (cement)  | -             | -             |
|                             | Out          | 1,070         | 3,575         |
|                             | Out (logs)   | -             | -             |
| Short tons this month       | Jan          | 12,270        | 6,095         |
|                             | In (general) | 11,200        | 2,520         |
|                             | In (cement)  | -             | -             |
|                             | Out          | 1,070         | 3,575         |
|                             | Out (logs)   | -             | -             |
| Short tons last month       | Dec          | 47,650        | 49,821        |
|                             | In (general) | 15,465        | 2,072         |
|                             | In (cement)  | 31,287        | 5,481         |
|                             | Out          | 898           | 7,091         |
|                             | Out (logs)   | -             | 35,177        |
| <b>Container Statistics</b> |              | <b>2019/8</b> | <b>2018/7</b> |
| Number of Units YTD         |              | 228           | 238           |
|                             | In           | 156           | 107           |
|                             | Out          | 72            | 131           |
| Number of Units This Month  | Jan          | 228           | 238           |
|                             | In           | 156           | 107           |
|                             | Out          | 72            | 131           |
| Number of Units Last Month  | Dec          | 217           | 415           |
|                             | In           | 181           | 157           |
|                             | Out          | 36            | 258           |

**Port of Everett  
Marine Terminals Statistics January, 2019**

