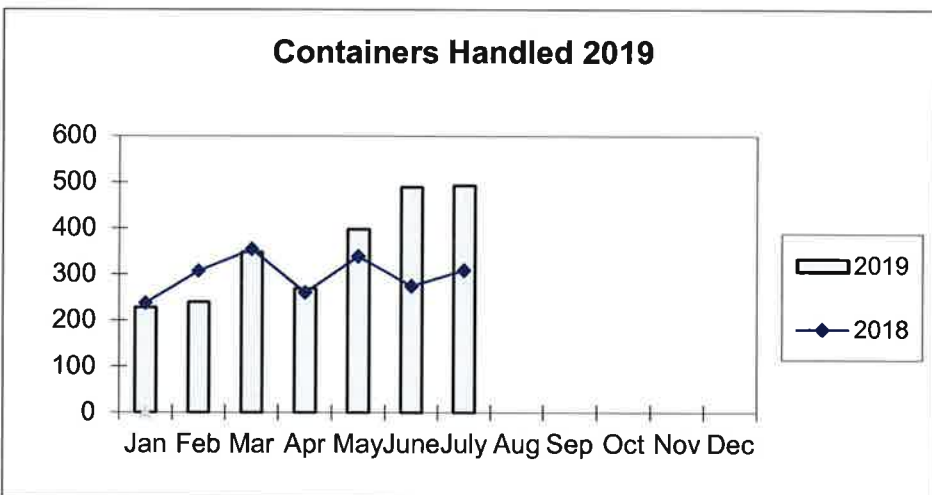
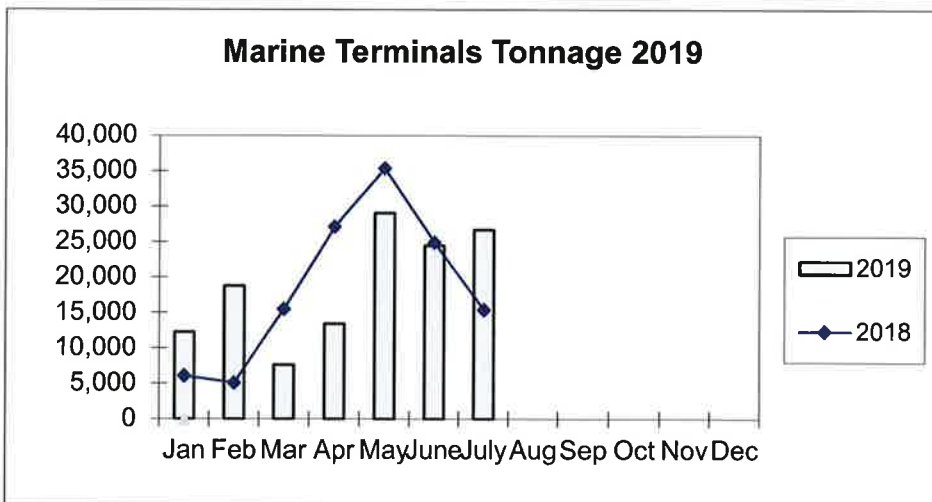
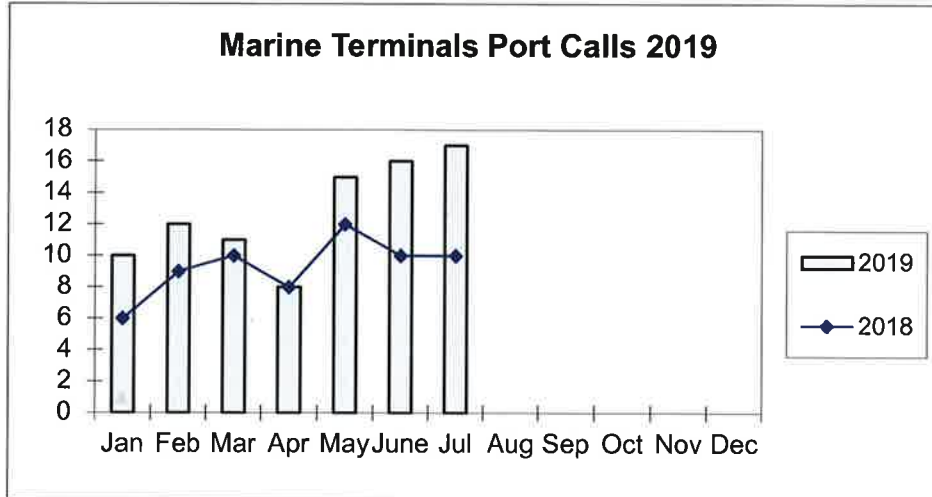


**Port of Everett
Marine Terminals Statistics Through July 2019**



Port of Everett
Marine Terminals Statistics Through July 2019

| Port Calls | | 2019 | 2018 |
|-----------------------------|--------------|-------------|-------------|
| Port calls YTD | | 89 | 65 |
| | ships | 59 | 44 |
| | barges | 30 | 21 |
| Port calls this month | July | 17 | 10 |
| | ship | 10 | 8 |
| | barge | 7 | 2 |
| Port calls last month | June | 16 | 10 |
| | ship | 11 | 4 |
| | barge | 5 | 6 |
| Tonnage | | 2019 | 2018 |
| Short Tons YTD | | 132,345 | 129,669 |
| | In (general) | 63,413 | 30,420 |
| | In (cement) | 56,846 | 43,959 |
| | Out | 12,086 | 16,970 |
| | Out (logs) | - | 38,320 |
| Short tons This Month | July | 26,680 | 15,440 |
| | In (general) | 8,550 | 8,145 |
| | In (cement) | 15,490 | 6,351 |
| | Out | 2,640 | 944 |
| | Out (logs) | - | - |
| Short tons Last Month | June | 24,483 | 24,939 |
| | In (general) | 17,442 | 4,492 |
| | In (cement) | 4,461 | 19,669 |
| | Out | 2,580 | 778 |
| | Out (logs) | - | - |
| Container Statistics | | 2019 | 2018 |
| Number of Units YTD | | 2,465 | 2,085 |
| | In | 1,808 | 1,286 |
| | Out | 657 | 799 |
| Number of Units This Month | July | 493 | 309 |
| | In | 352 | 248 |
| | Out | 141 | 61 |
| Number of Units Last Month | June | 489 | 275 |
| | In | 326 | 220 |
| | Out | 163 | 55 |

**Port of Everett
Marine Terminals Statistics July, 2019**

