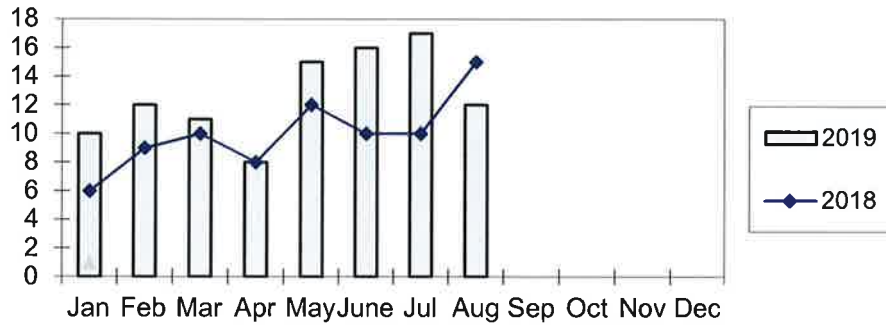


**Port of Everett**  
**Marine Terminals Statistics Through August 2019**

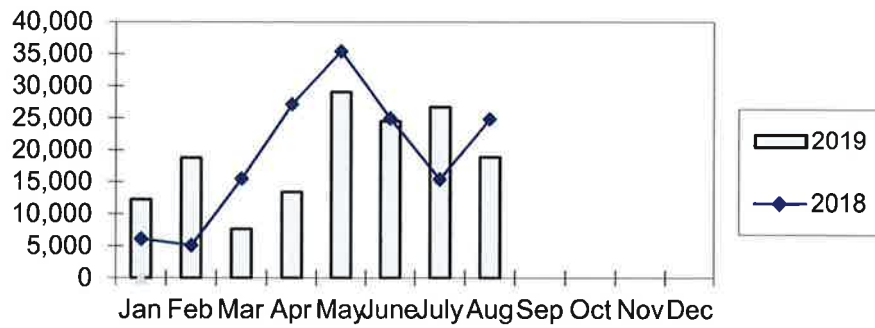
<b>Port Calls</b>			<b>2019</b>	<b>2018</b>
Port calls YTD			101	80
	ships		65	53
	barges		36	27
Port calls this month		Aug	12	15
	ship		6	9
	barge		6	6
Port calls last month		July	17	10
	ship		10	8
	barge		7	2
<b>Tonnage</b>			<b>2019</b>	<b>2018</b>
Short Tons YTD			151,212	154,524
	In (general)		68,893	40,024
	In (cement)		67,367	56,318
	Out (general)		14,952	19,862
	Out (logs)		-	38,320
Short tons This Month		Aug	18,868	24,855
	In (general)		5,480	9,604
	In (cement)		10,521	12,359
	Out (general)		2,867	2,892
	Out (logs)		-	-
Short tons Last Month		July	26,680	15,440
	In (general)		8,550	8,145
	In (cement)		15,490	6,351
	Out (general)		2,640	944
	Out (logs)		-	-
<b>Container Statistics</b>			<b>2019</b>	<b>2018</b>
Number of Units YTD			2,912	2,806
	In		2,091	1,842
	Out		821	964
Number of Units This Month		Aug	447	721
	In		283	556
	Out		164	165
Number of Units Last Month		July	493	309
	In		352	248
	Out		141	61

**Port of Everett  
Marine Terminals Statistics Through August 2019**

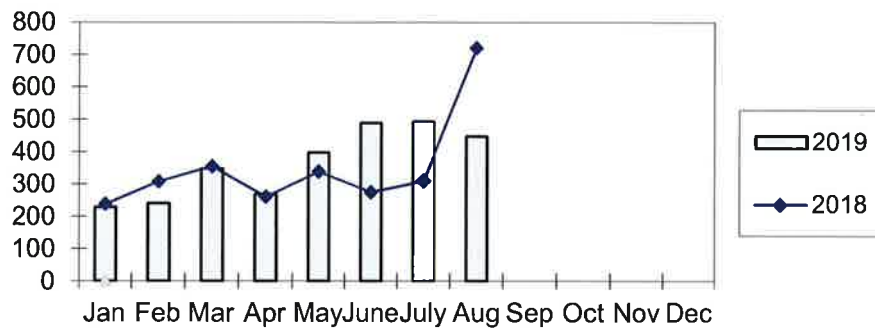
**Marine Terminals Port Calls 2019**



**Marine Terminals Tonnage 2019**



**Containers Handled 2019**



**Port of Everett  
Marine Terminals Statistics August, 2019**

