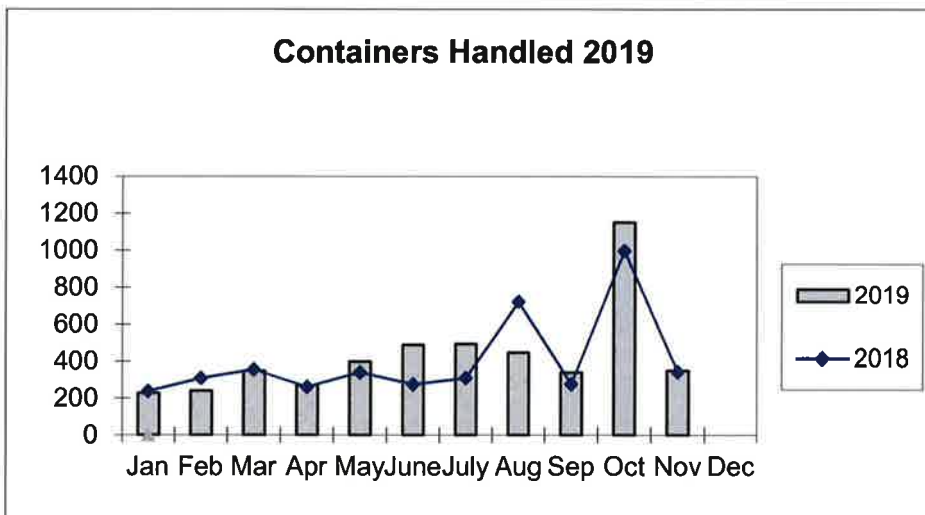
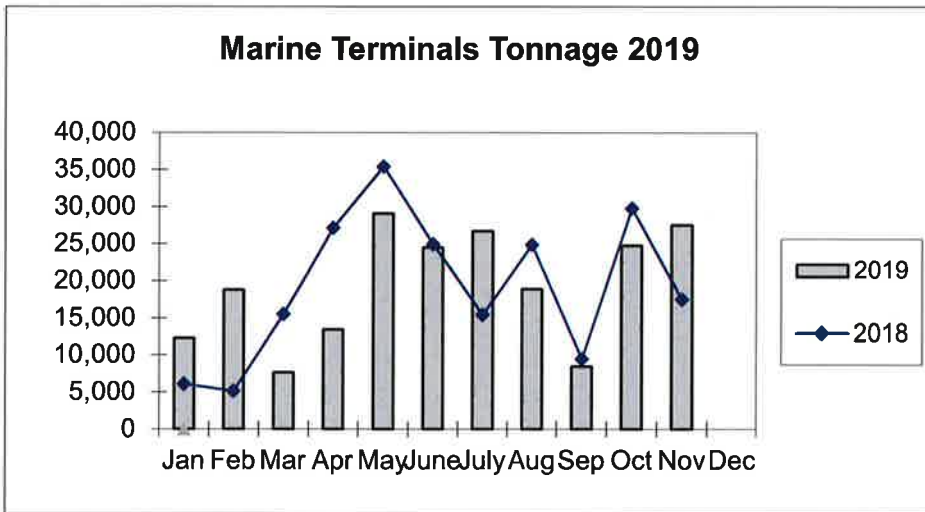
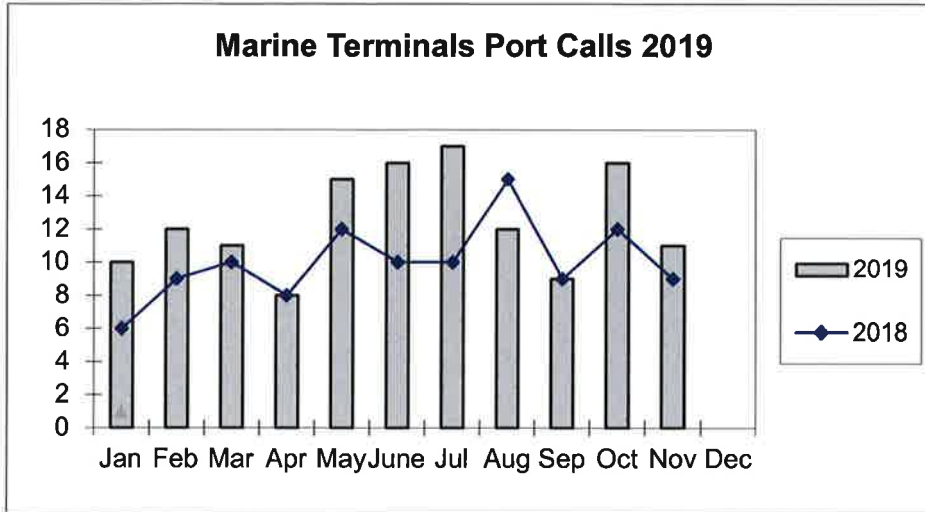


**Port of Everett
Marine Terminals Statistics Through November 2019**



Port of Everett
Marine Terminals Statistics Through November 2019

Port Calls			2019	2018
Port calls YTD			137	110
	ships		93	75
	barges		44	35
Port calls this month		Nov	11	9
	ship		7	6
	barge		4	3
Port calls last month		Oct	16	12
	ship		14	8
	barge		2	4
Tonnage			2019	2018
Short Tons YTD			211,910	211,256
	In (general)		96,428	56,094
	In (cement)		86,877	79,510
	Out (general)		28,605	32,037
	Out (logs)		-	43,615
Short tons this month		Nov	27,502	17,487
	In (general)		6,597	4,202
	In (cement)		19,510	10,867
	Out (general)		1,395	2,418
	Out (logs)		-	-
Short tons last month		Oct	24,754	29,783
	In (general)		15,161	4,226
	In (cement)		-	12,324
	Out (general)		9,593	7,938
	Out (logs)		-	5,295
Container Statistics			2019	2018
Number of Units YTD			4,753	4,422
	In		3,213	2,786
	Out		1,540	1,636
Number of Units This Month		Nov	350	343
	In		290	219
	Out		60	124
Number of Units Last Month		Oct	1,152	997
	In		626	535
	Out		526	462

**Port of Everett
Marine Terminals Statistics November, 2019**

