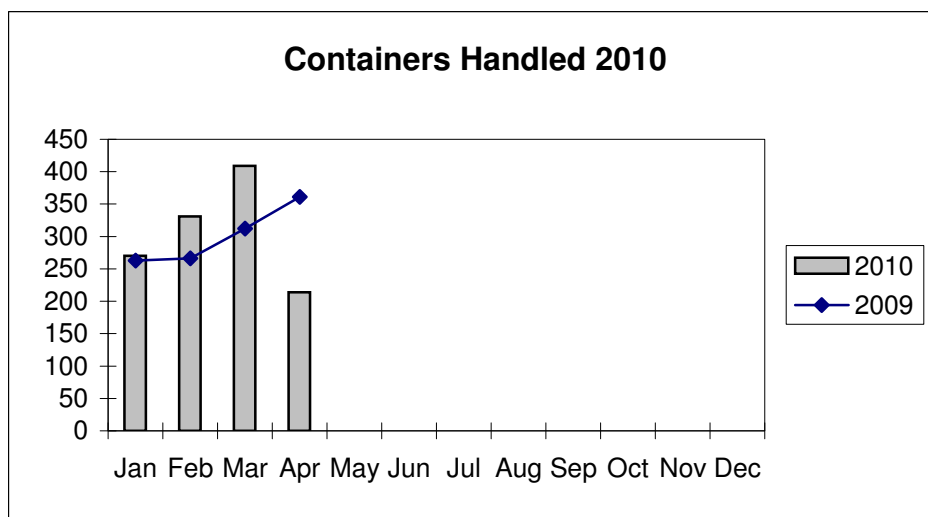
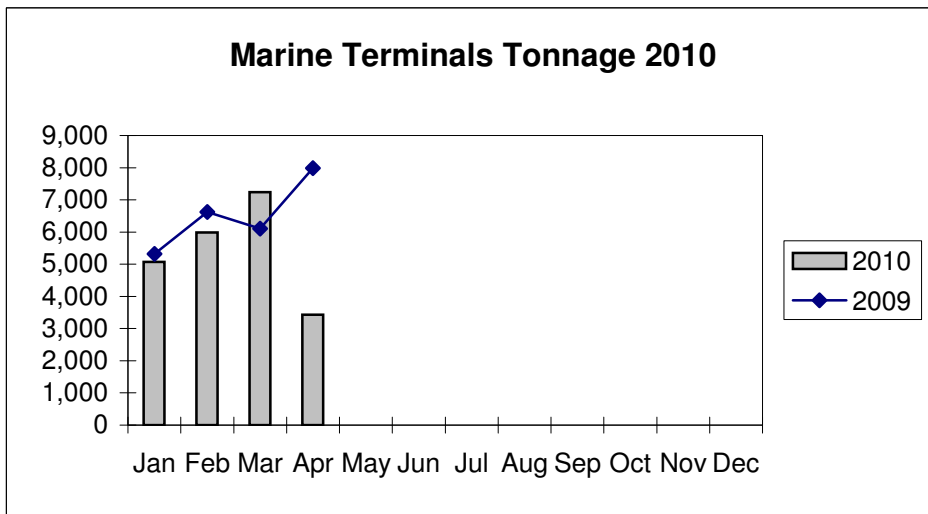
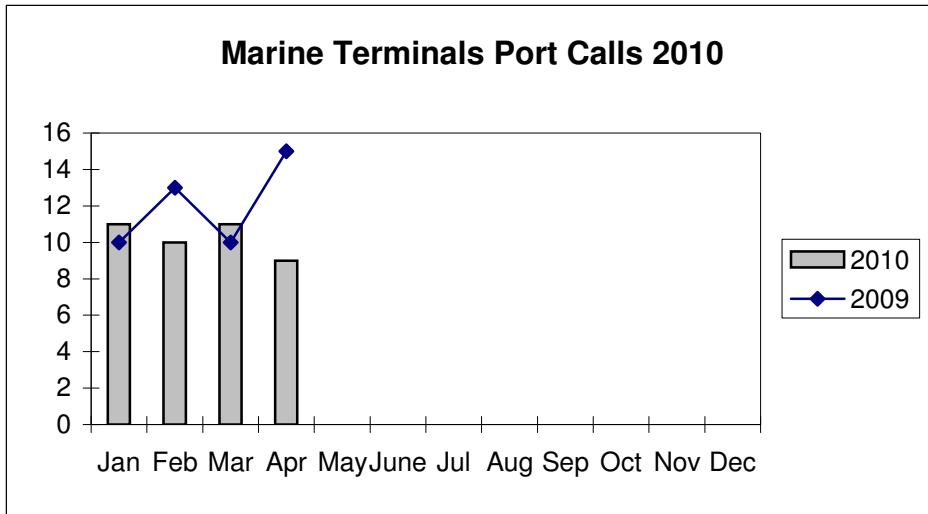


**Port of Everett
Marine Terminals Tonnage Through April 2010**



Port of Everett
Marine Terminals Tonnage Through April 2010

Port Calls		2010	2009
Port calls YTD		41	48
	ships	25	31
	barges	16	17
Port calls this month	April	9	15
	ship	5	10
	barge	4	5
Port calls last month	March	11	10
	ship	7	6
	barge	4	4
Tonnage		2010	2009
Short Tons YTD		21,723	26,042
	In (general)	10,622	17,015
	In (cement)	-	-
	Out	11,101	9,027
Short tons This Month	April	3,429	7,990
	In (general)	1,775	5,675
	In (cement)	-	-
	Out	1,654	2,315
Short tons Last Month	March	7,235	6,105
	In (general)	2,805	3,761
	In (cement)	-	-
	Out	4,430	2,344
Container Statistics		2010	2009
Number of Units YTD		1,229	1,202
	In	688	676
	Out	541	526
Number of Units This Month	April	214	361
	In	127	224
	Out	87	137
Number of Units Last Month	March	409	312
	In	219	178
	Out	190	134