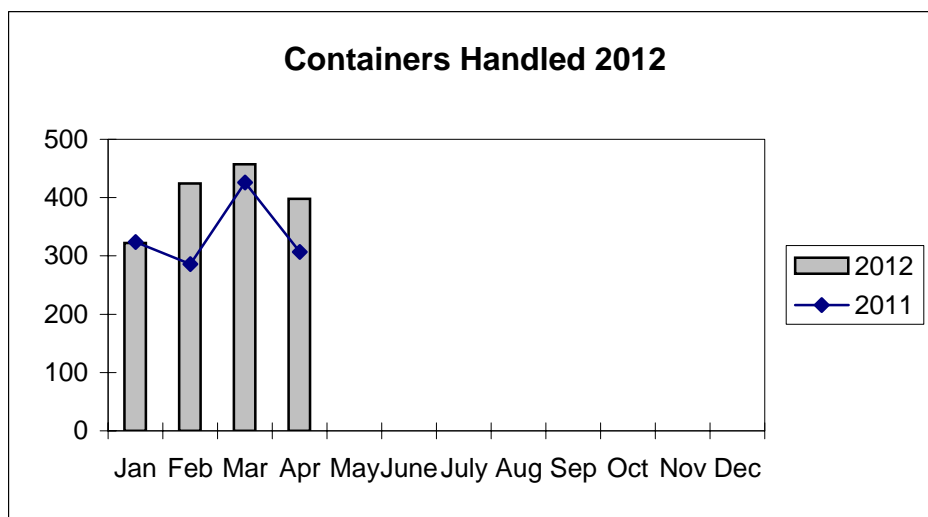
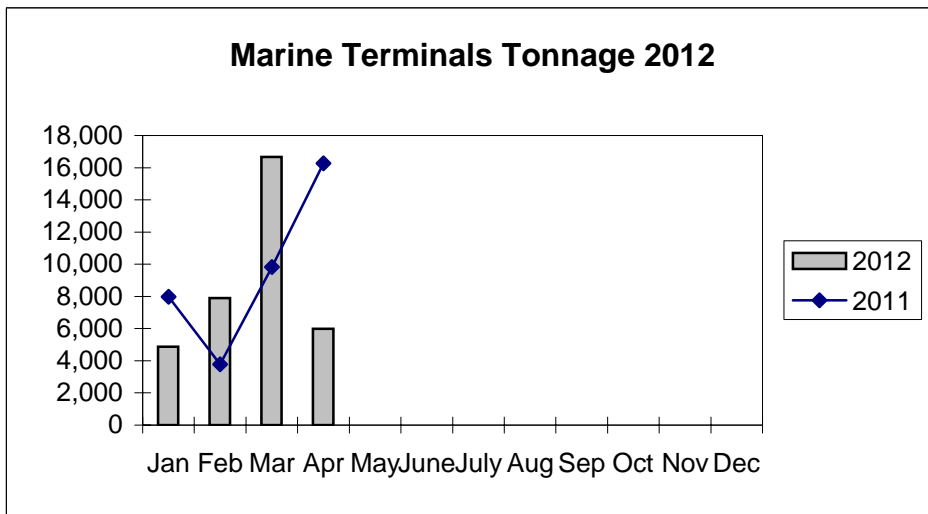
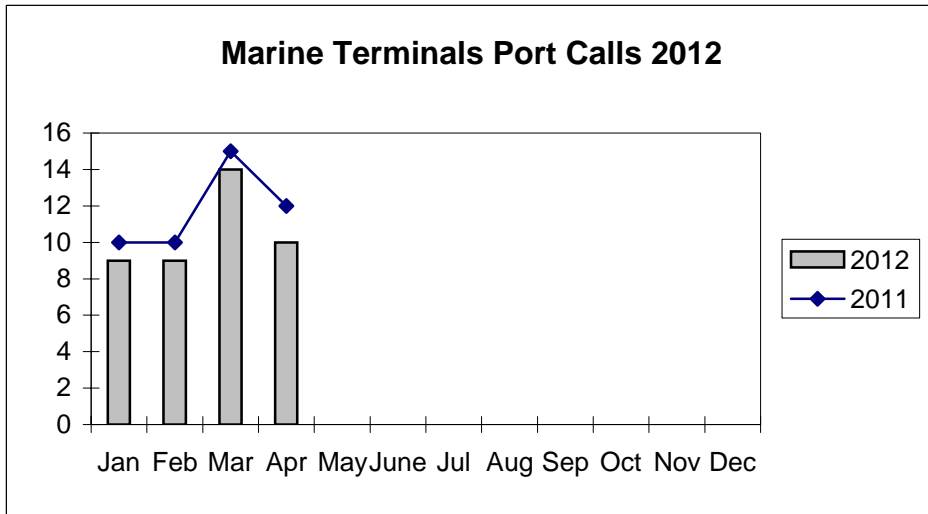


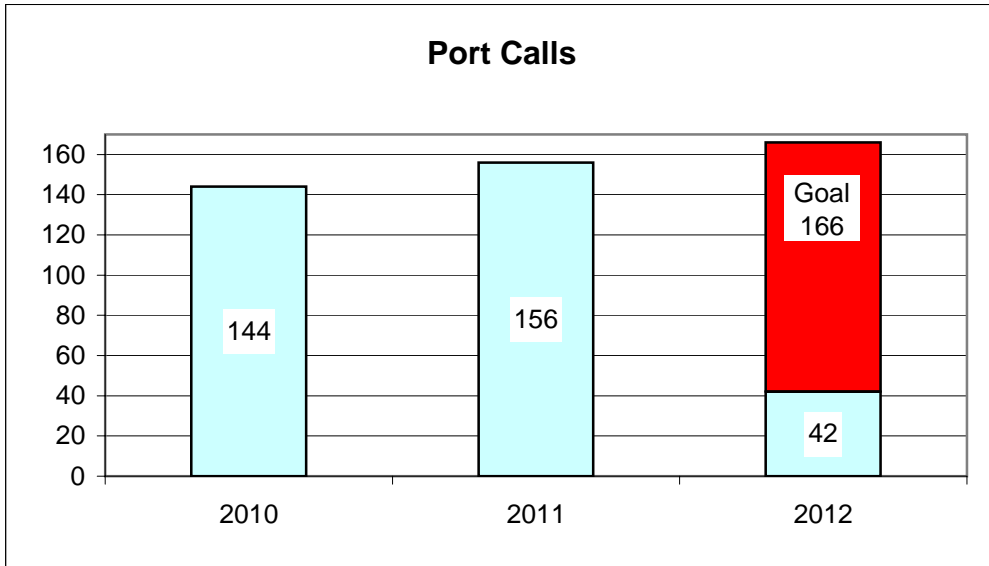
**Port of Everett
Marine Terminals Tonnage Through April 2012**



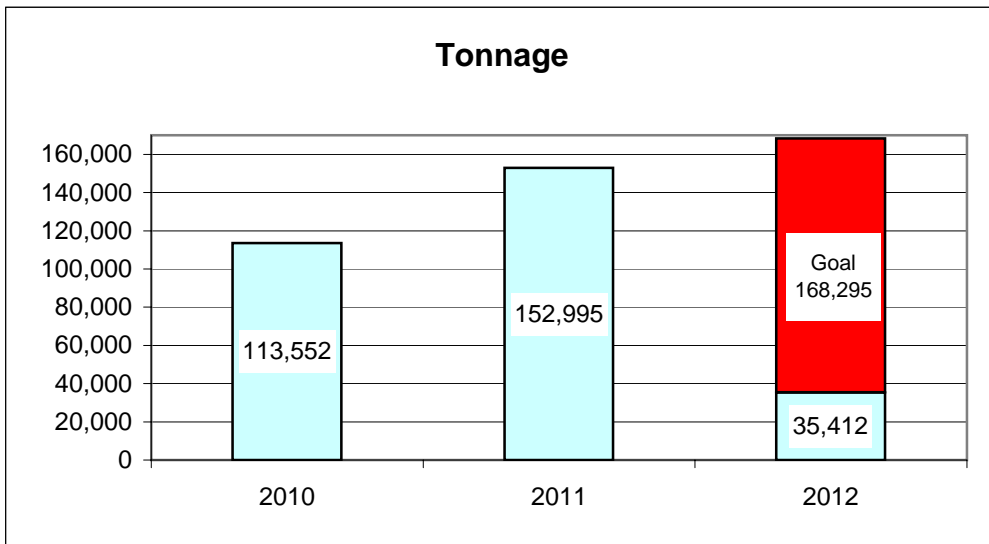
**Port of Everett
Marine Terminals Tonnage Through April 2012**

Port Calls		2012	2011
Port calls YTD		42	47
	ships	25	29
	barges	17	18
Port calls this month	April	10	12
	ship	6	8
	barge	4	4
Port calls last month	March	14	15
	ship	9	10
	barge	5	5
Tonnage		2012	2011
Short Tons YTD		35,413	37,841
	In (general)	17,025	10,799
	Out	9,203	22,992
	Out (logs)	9,185	4,050
Short tons This Month	April	5,995	16,268
	In (general)	4,328	4,819
	Out	1,667	7,399
	Out (logs)	-	4,050
Short tons Last Month	March	16,664	9,816
	In (general)	5,809	2,732
	Out	1,670	7,084
	Out (logs)	9,185	-
Container Statistics		2012	2011
Number of Units YTD		1,601	1,343
	In	1,133	640
	Out	468	703
Number of Units This Month	April	398	307
	In	279	189
	Out	119	118
Number of Units Last Month	March	457	426
	In	366	197
	Out	91	229

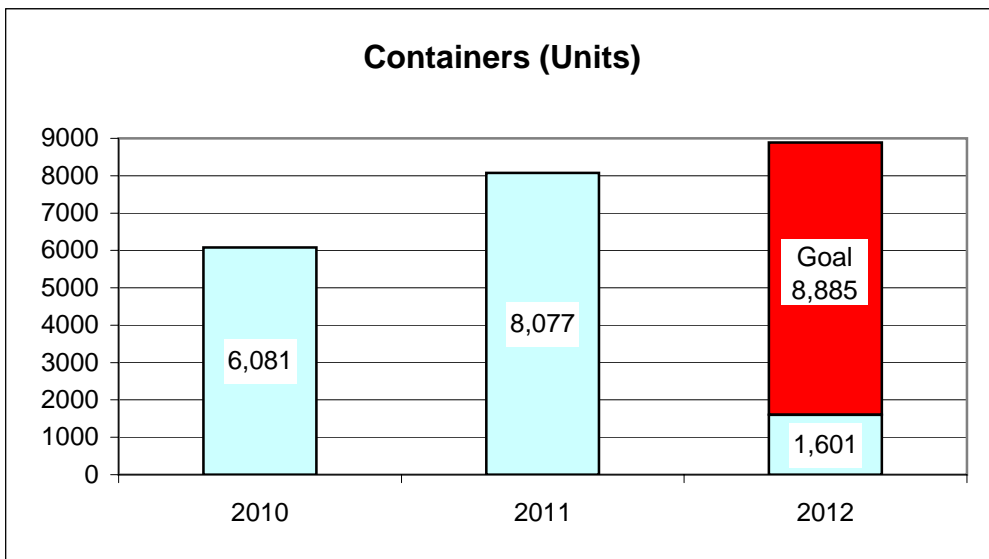
**Port of Everett
Marine Terminals Statistics Through Apr 2012**



25%



21%



18%