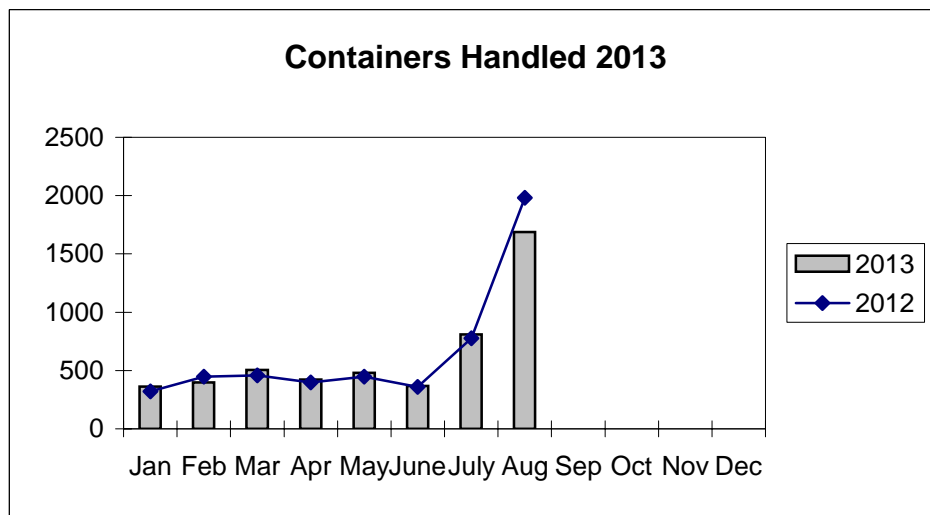
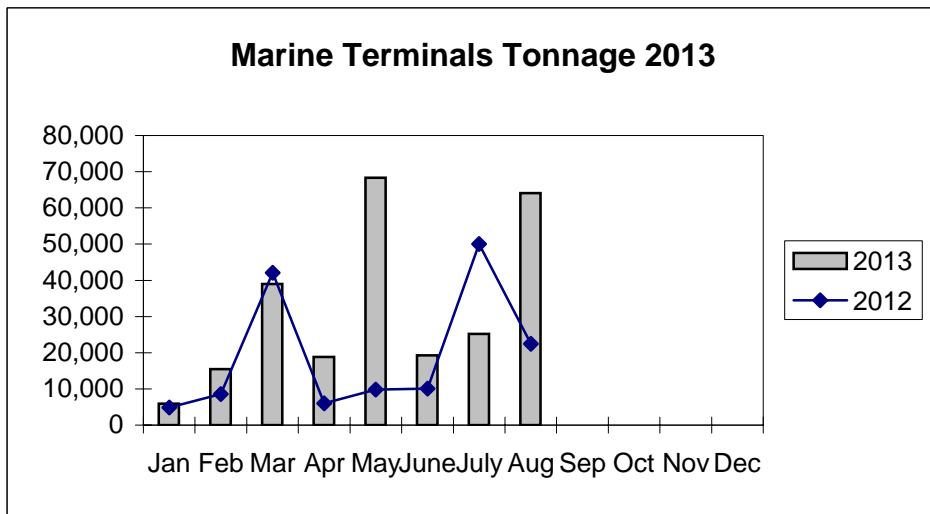
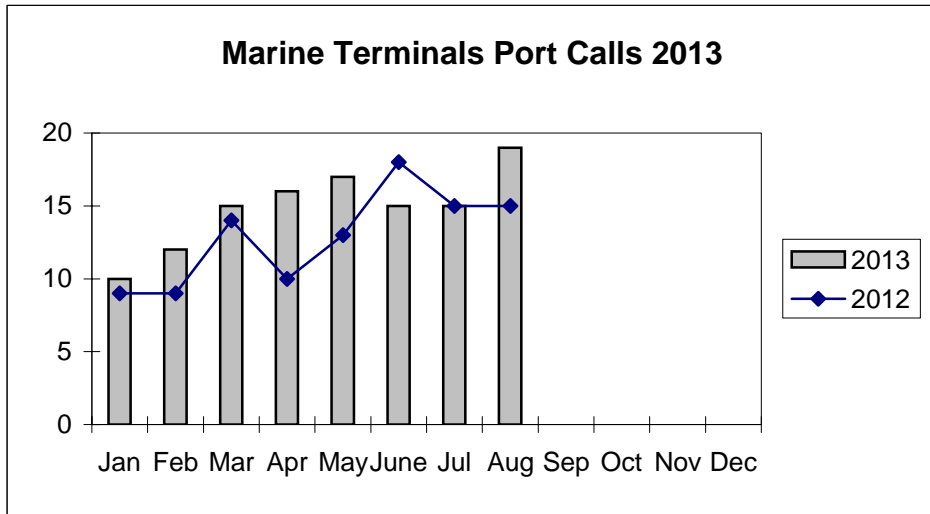


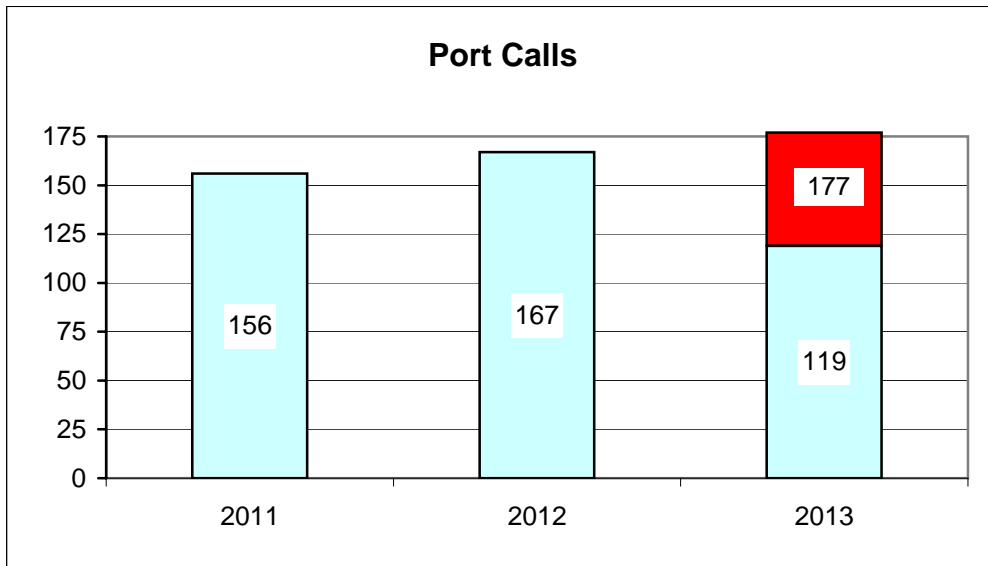
**Port of Everett
Marine Terminals Statistics Through August 2013**



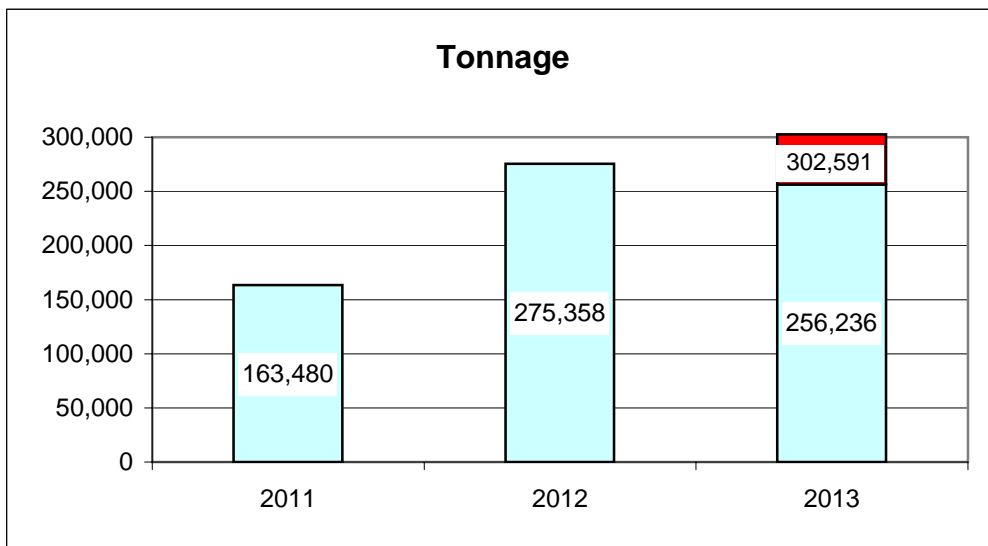
**Port of Everett
Marine Terminals Statistics Through August 2013**

Port Calls			2013	2012
Port calls YTD			119	103
	ships		79	61
	barges		40	42
Port calls this month		Aug	19	15
	ship		13	10
	barge		6	5
Port calls this month		July	15	15
	ship		11	8
	barge		4	7
Tonnage			2013	2012
Short Tons YTD			256,236	153,928
	In (general)		93,767	41,352
	Out		52,674	44,698
	Out (logs)		109,795	67,878
Short tons This Month		Aug	64,114	22,450
	In (general)		15,634	6,063
	Out		17,996	16,387
	Out (logs)		30,484	-
Short tons Last Month		July	25,205	50,047
	In (general)		15,412	5,218
	Out		9,793	11,539
	Out (logs)			33,290
Container Statistics			2013	2012
Number of Units YTD			5,031	5,189
	In		2,914	3,362
	Out		2,117	1,827
Number of Units This Month		Aug	1,687	1,981
	In		870	1,253
	Out		817	728
Number of Units Last Month		July	809	776
	In		321	325
	Out		488	451

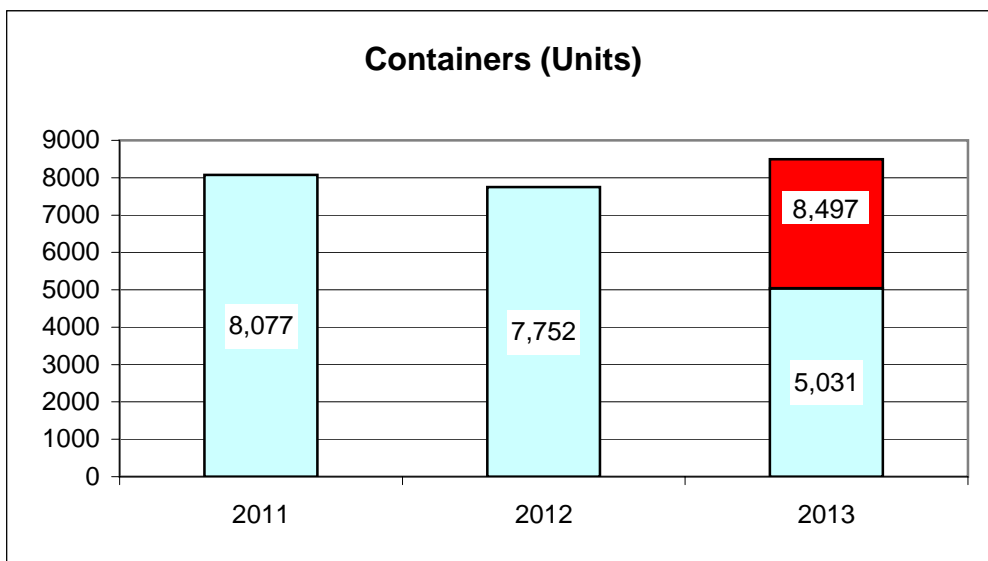
**Port of Everett
Marine Terminals Statistics Through August 2013**



67%



85%



59%