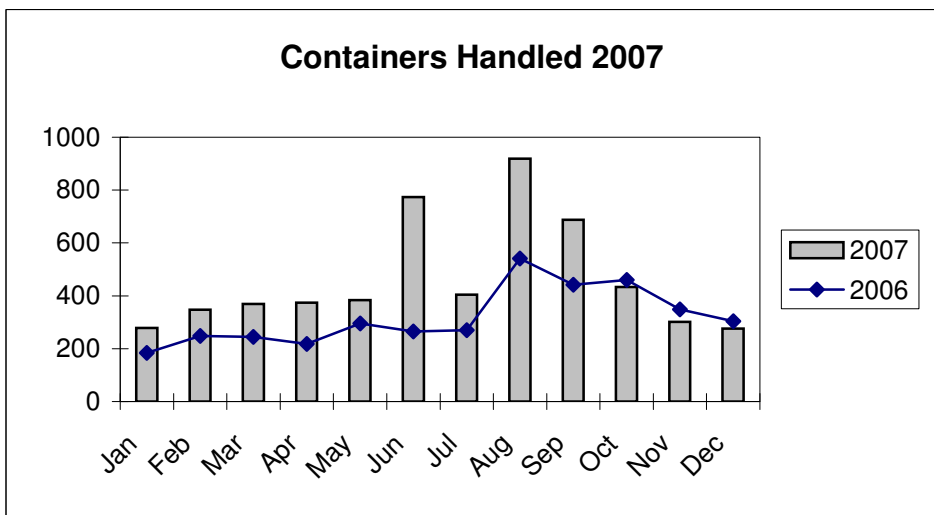
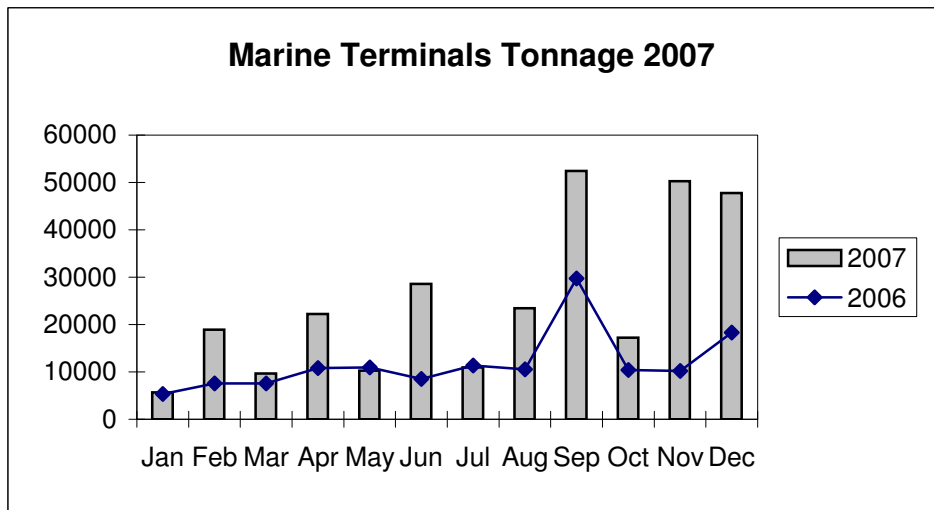
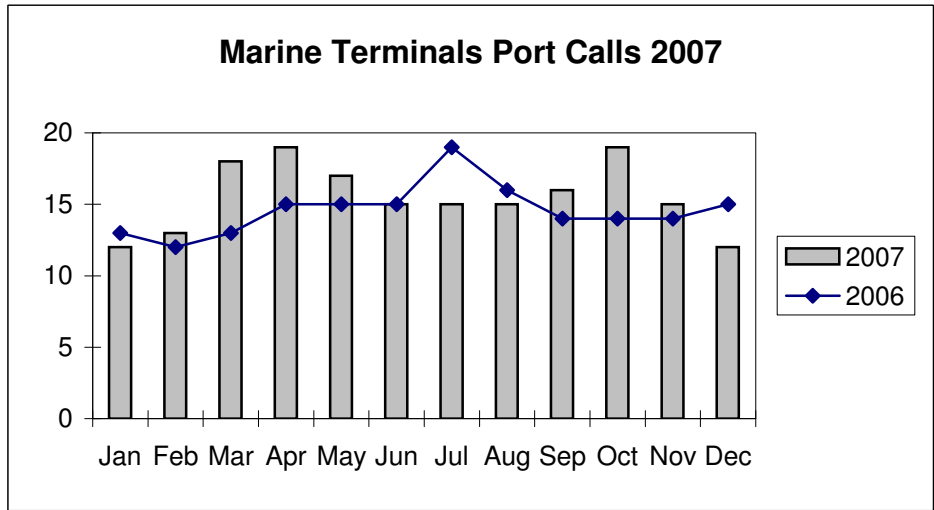


**Port of Everett
Marine Terminals Statistics Through December 2007**



Port of Everett
Marine Terminals Statistics Through December 2007

Port Calls			2007	2006
Port calls YTD			187	175
	ships		124	119
	barges		63	56
Port calls this month		Dec	12	15
	ship		8	10
	barge		4	5
Port calls last month		Nov	15	14
	ship		10	10
	barge		5	4
Tonnage			2007	2006
Short Tons YTD			298,824	141,229
	In (general)		106,801	95,915
	In (cement)		124,598	-
	Out		67,425	45,314
Short tons this month		Dec	47,748	18,331
	In (general)		2,343	15,088
	In (cement)		42,059	-
	Out		3,346	3,243
Short tons last month		Nov	50,257	10,199
	In (general)		5,839	5,704
	In (cement)		42,034	-
	Out		2,384	4,495
Container Statistics			2007	2006
Number of Units YTD			5,550	3,821
	In		2,178	1,663
	Out		3,372	2,158
Number of Units This Month		Dec	276	304
	In		136	144
	Out		140	160
Number of Units Last Month		Nov	302	349
	In		168	169
	Out		134	180