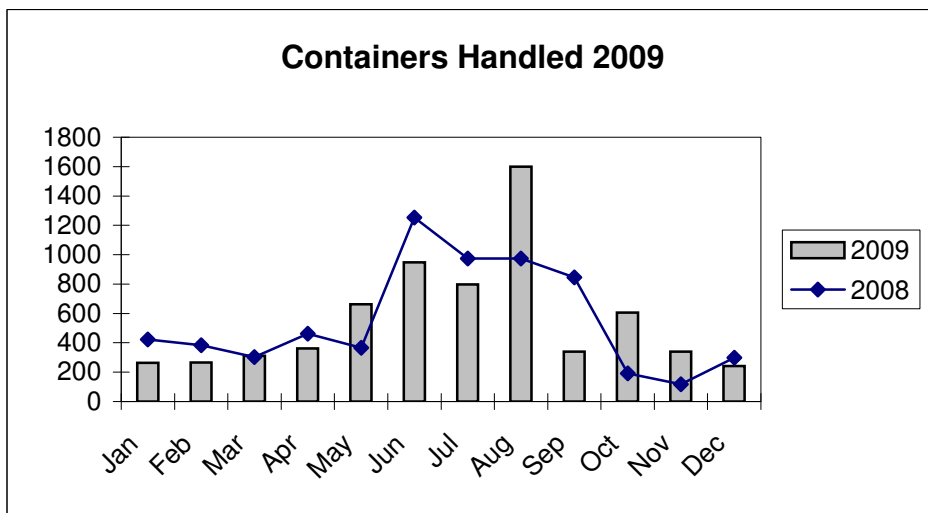
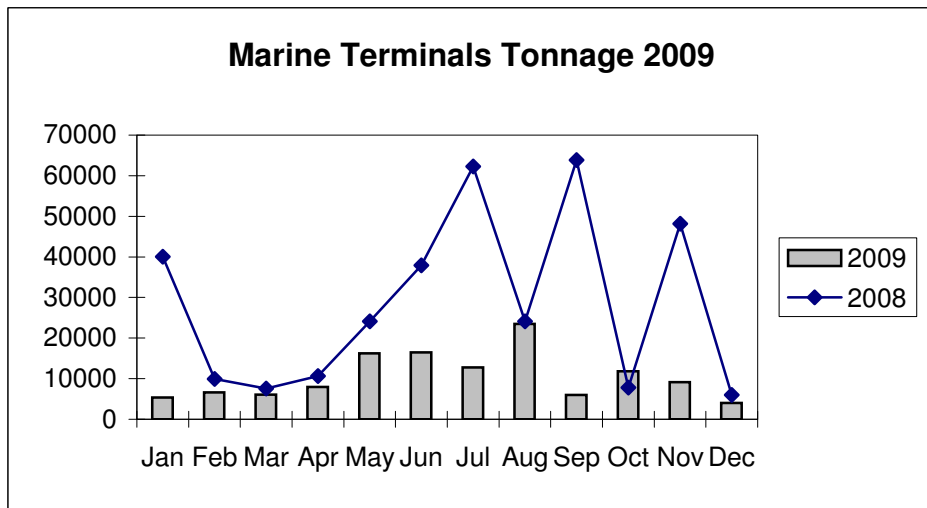
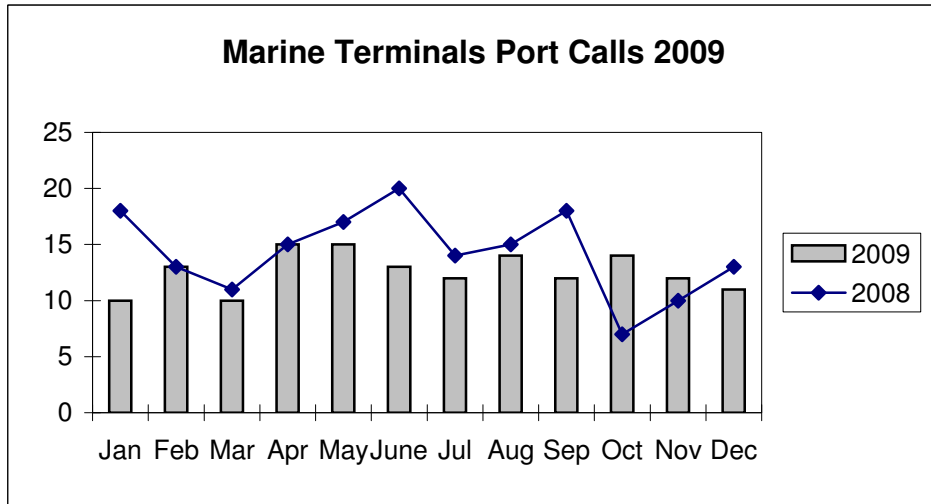


**Port of Everett
Marine Terminals Statistics Through December 2009**



**Port of Everett
Marine Terminals Statistics Through December 2009**

Port Calls			2009	2008
Port calls YTD			151	171
	ships		98	119
	barges		53	52
Port calls this month		Dec	11	13
	ship		6	8
	barge		5	5
Port calls last month		Nov	12	10
	ship		8	6
	barge		4	4
Tonnage			2009	2008
Short Tons YTD			126,008	341,163
	In (general)		54,306	60,892
	In (cement)		-	185,488
	Out		71,702	94,783
Short tons this month		Dec	4,029	6,021
	In (general)		1,862	3,800
	In (cement)		-	-
	Out		2,167	2,221
Short tons last month		Nov	9,171	48,159
	In (general)		7,156	3,042
	In (cement)		-	42,063
	Out		2,015	3,054
Container Statistics			2009	2008
Number of Units YTD			6,738	6,595
	In		3,281	2,485
	Out		3,457	4,110
Number of Units This Month		Dec	242	299
	In		154	172
	Out		88	127
Number of Units Last Month		Nov	340	118
	In		202	-
	Out		138	118