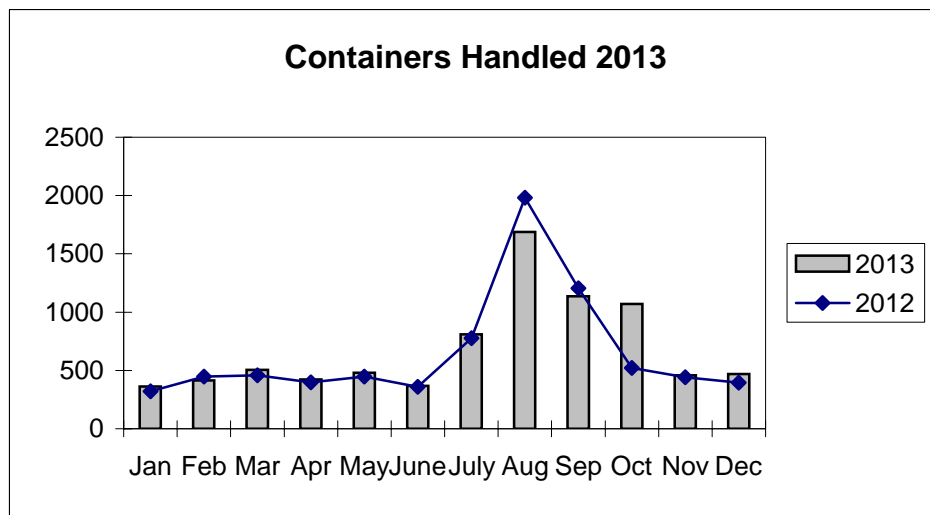
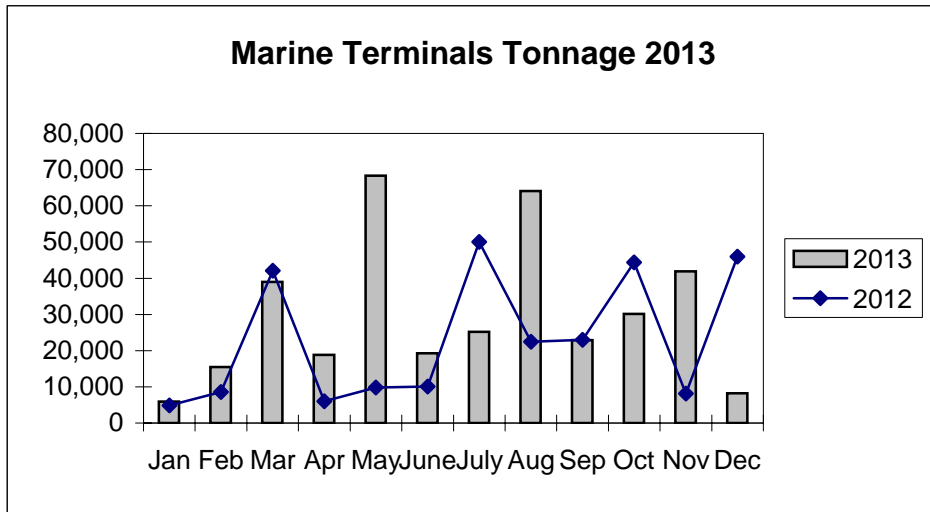
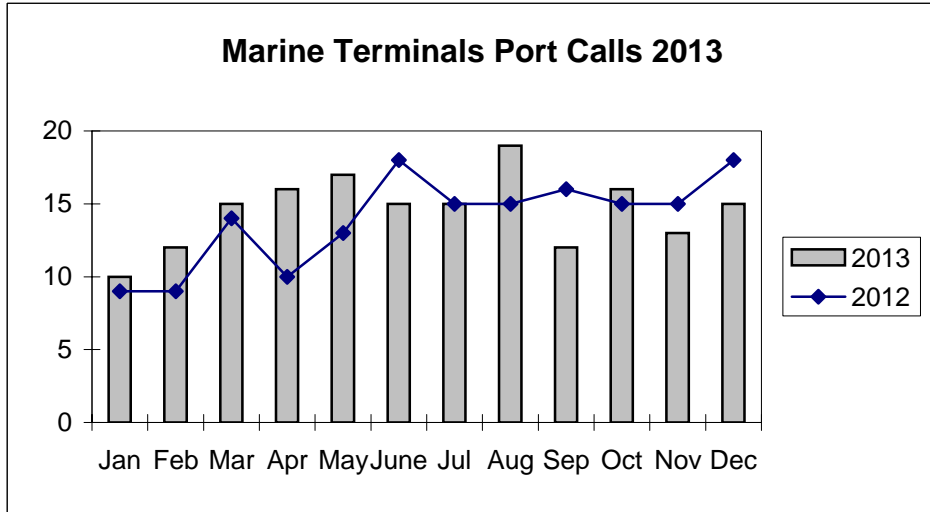


**Port of Everett  
Marine Terminals Statistics Through December 2013**



**Port of Everett**  
**Marine Terminals Statistics Through December 2013**

<b>Port Calls</b>			<b>2013</b>	<b>2012</b>
Port calls YTD			175	167
	ships		112	101
	barges		63	66
Port calls this month		Dec	15	18
	ship		8	12
	barge		7	6
Port calls last month		Nov	13	15
	ship		8	9
	barge		5	6
<b>Tonnage</b>			<b>2013</b>	<b>2012</b>
Short Tons YTD			359,379	275,358
	In (general)		125,115	80,792
	Out		70,794	66,848
	Out (logs)		163,470	127,718
Short tons this month		Dec	8,238	45,961
	In (general)		6,297	12,373
	Out		1,941	3,175
	Out (logs)		-	30,413
Short tons last month		Nov	41,923	8,118
	In (general)		4,601	5,091
	Out		2,778	3,027
	Out (logs)		34,544	-
<b>Container Statistics</b>			<b>2013</b>	<b>2012</b>
Number of Units YTD			8,182	7,752
	In		5,044	4,859
	Out		3,138	2,893
Number of Units This Month		Dec	470	396
	In		333	258
	Out		137	138
Number of Units Last Month		Nov	458	442
	In		298	335
	Out		160	107

**Port of Everett  
Marine Terminals Statistics Through December 2013**

