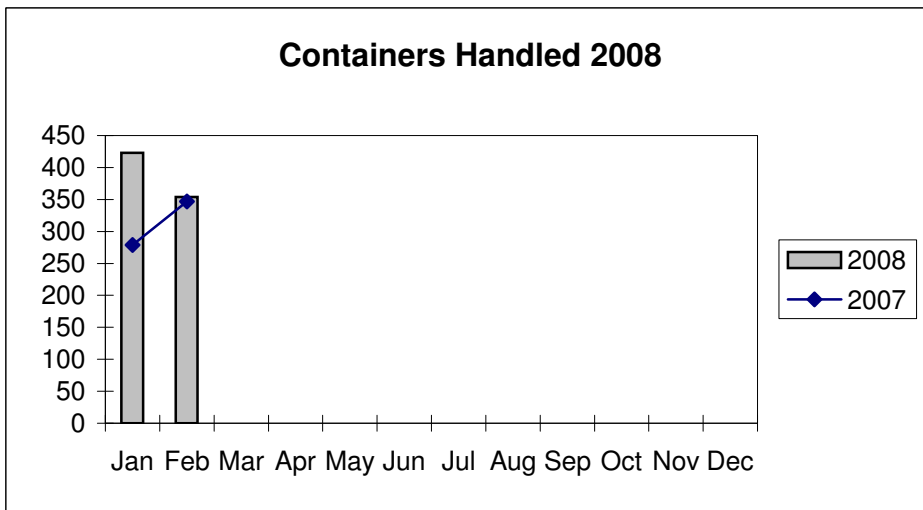
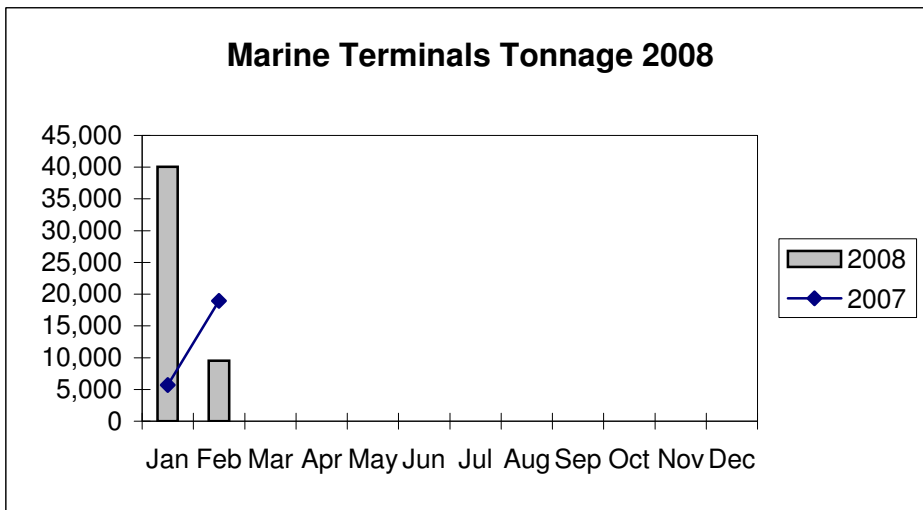
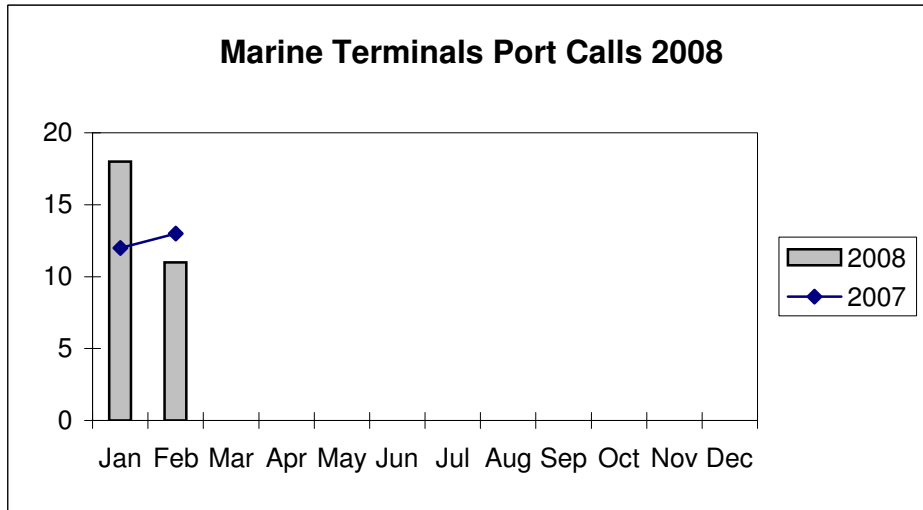


**Port of Everett  
Marine Terminals Statistics Through February 2008**



**Port of Everett**  
**Marine Terminals Statistics Through February 2008**

<b>Port Calls</b>		<b>2008</b>	<b>2007</b>
Port calls YTD		29	25
	ships	21	16
	barges	8	9
Port calls this month	Feb	11	13
	ship	8	8
	barge	3	5
Port calls last month	Jan	18	12
	ship	13	8
	barge	5	4
<b>Tonnage</b>		<b>2008</b>	<b>2007</b>
Short Tons YTD		49,581	24,622
	In (general)	12,399	18,676
	In (cement)	29,149	-
	Out	8,033	5,946
Short tons This Month	Feb	9,502	18,935
	In (general)	6,189	14,862
	In (cement)	-	-
	Out	3,313	4,073
Short tons Last Month	Jan	40,079	5,687
	In (general)	6,210	3,814
	In (cement)	29,149	-
	Out	4,720	1,873
<b>Container Statistics</b>		<b>2008</b>	<b>2007</b>
Number of Units YTD		777	626
	In	349	296
	Out	428	330
Number of Units This Month	Feb	354	347
	In	181	148
	Out	173	199
Number of Units Last Month	Jan	423	279
	In	168	148
	Out	255	131