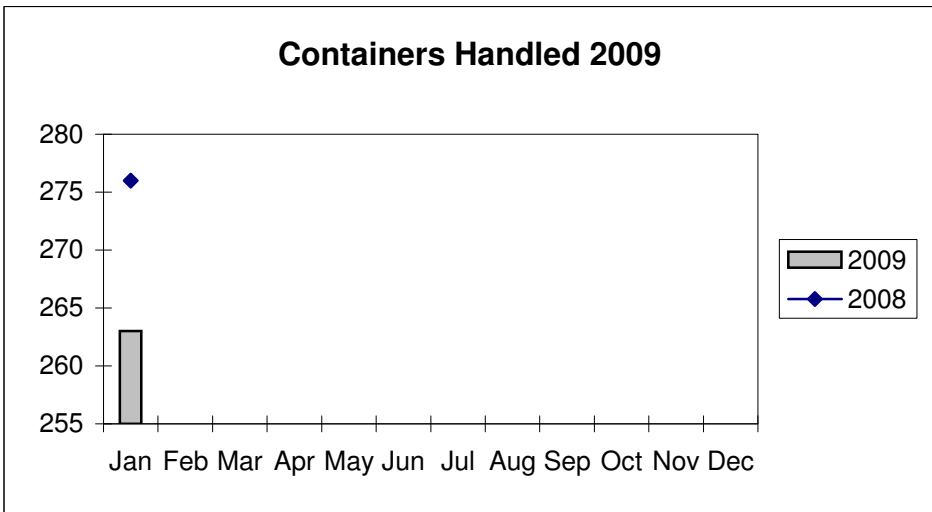
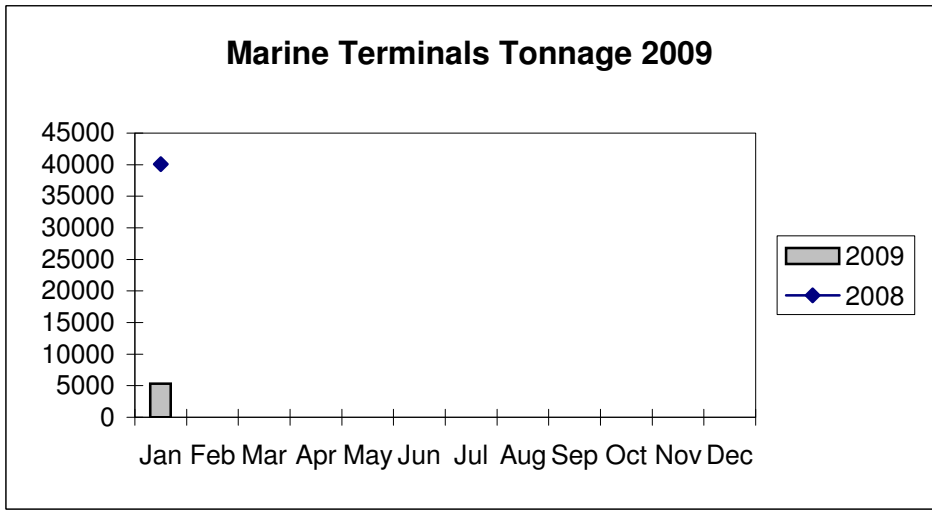
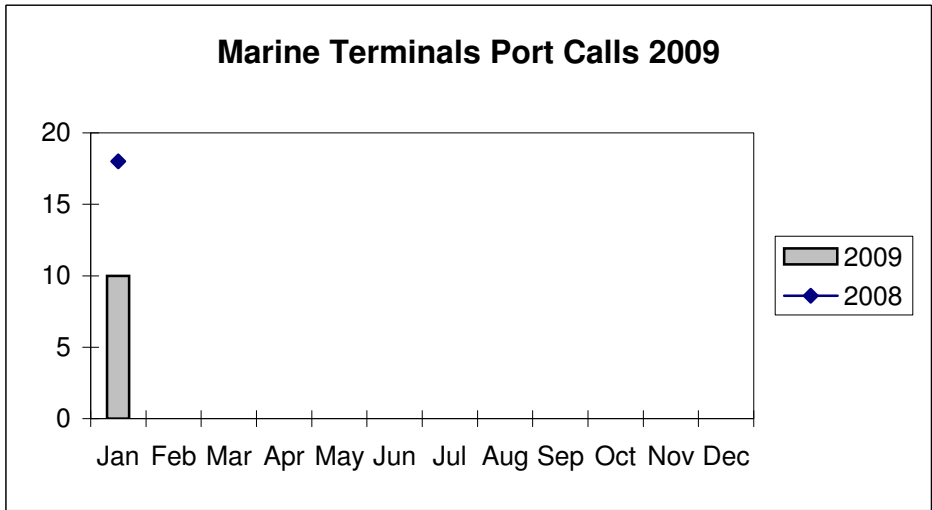


Port of Everett
Marine Terminals Statistics Through January 2009



Port of Everett
Marine Terminals Statistics Through January 2009

Port Calls		2009/8	2008/7
Port calls YTD		10	17
	Ships	6	13
	Barges	4	4
Port calls this month	Jan	10	18
	Ships	6	13
	Barges	4	5
Port calls last month	Dec	13	12
	Ships	8	8
	Barges	5	4
Tonnage		2009/8	2008/7
Short Tons YTD		5,322	40,079
	In (general)	2,944	6,210
	In (cement)	-	29,149
	Out	2,378	4,720
Short tons this month	Jan	5,322	40,079
	In (general)	2,944	6,210
	In (cement)	-	29,149
	Out	2,378	4,720
Short tons last month	Dec	6,021	47,748
	In (general)	3,800	2,343
	In (cement)	-	42,059
	Out	2,221	3,346
Container Statistics		2009/8	2008/7
Number of Units YTD		263	423
	In	107	168
	Out	156	255
Number of Units This Month	Jan	263	276
	In	107	136
	Out	156	140
Number of Units Last Month	Dec	299	276
	In	172	136
	Out	127	140