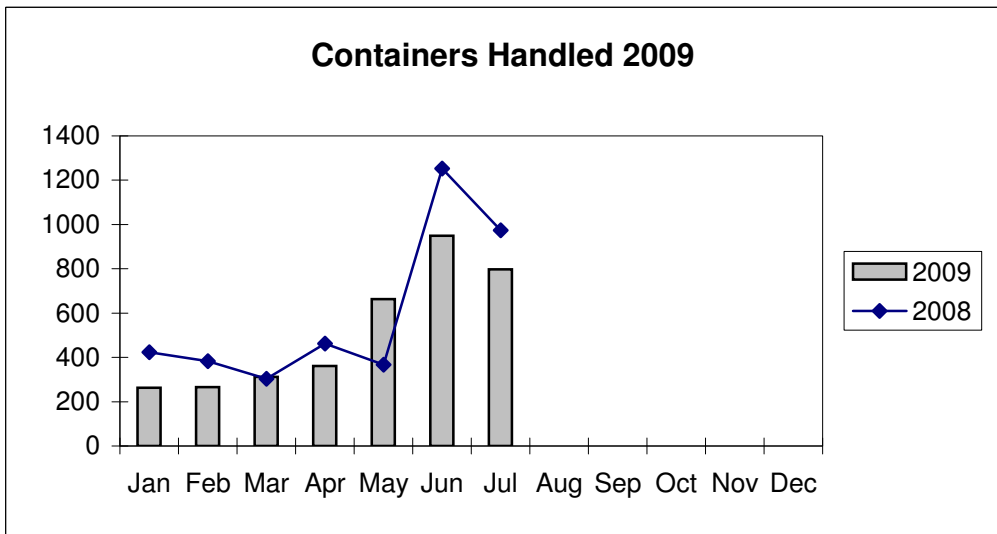
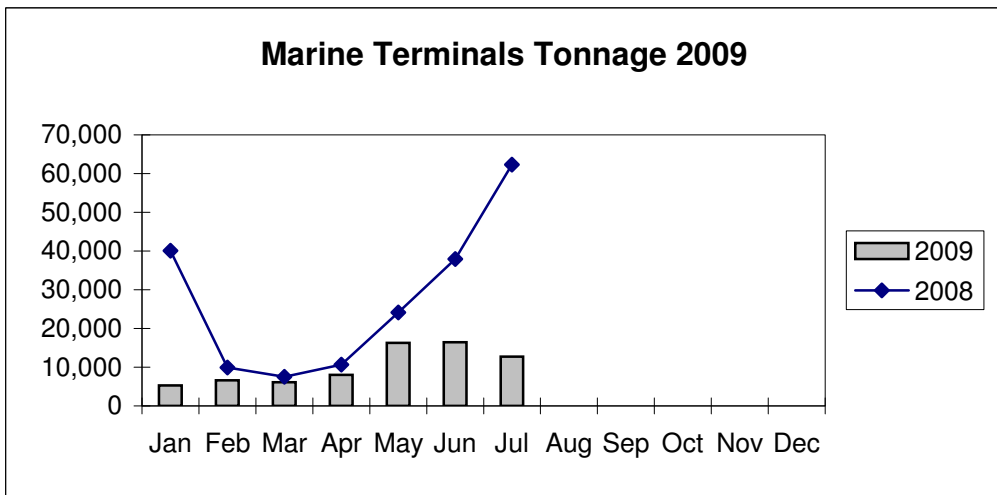
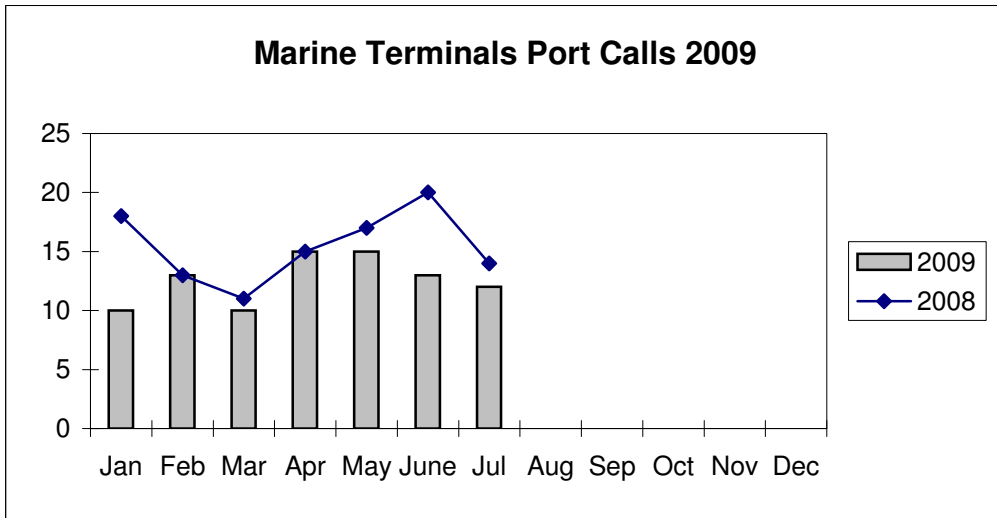


**Port of Everett  
Marine Terminals Statistics Through July 2009**



**Port of Everett  
Marine Terminals Statistics Through July 2009**

<b>Port Calls</b>		<b>2009</b>	<b>2008</b>
Port calls YTD		88	108
	ships	57	74
	barges	31	34
Port calls this month	July	12	14
	ship	7	11
	barge	5	3
Port calls last month	June	13	20
	ship	9	14
	barge	4	6
<b>Tonnage</b>		<b>2009</b>	<b>2008</b>
Short Tons YTD		71,490	192,508
	In (general)	32,875	39,575
	In (cement)	-	99,902
	Out	38,615	53,031
Short tons This Month	July	12,744	62,282
	In (general)	6,441	2,866
	In (cement)	-	43,088
	Out	6,303	16,328
Short tons Last Month	June	16,451	37,915
	In (general)	5,216	6,971
	In (cement)	-	17,189
	Out	11,235	13,755
<b>Container Statistics</b>		<b>2009</b>	<b>2008</b>
Number of Units YTD		3,611	4,166
	In	1,773	1,884
	Out	1,838	2,282
Number of Units This Month	July	797	974
	In	402	206
	Out	395	768
Number of Units Last Month	June	949	1,253
	In	508	708
	Out	441	545