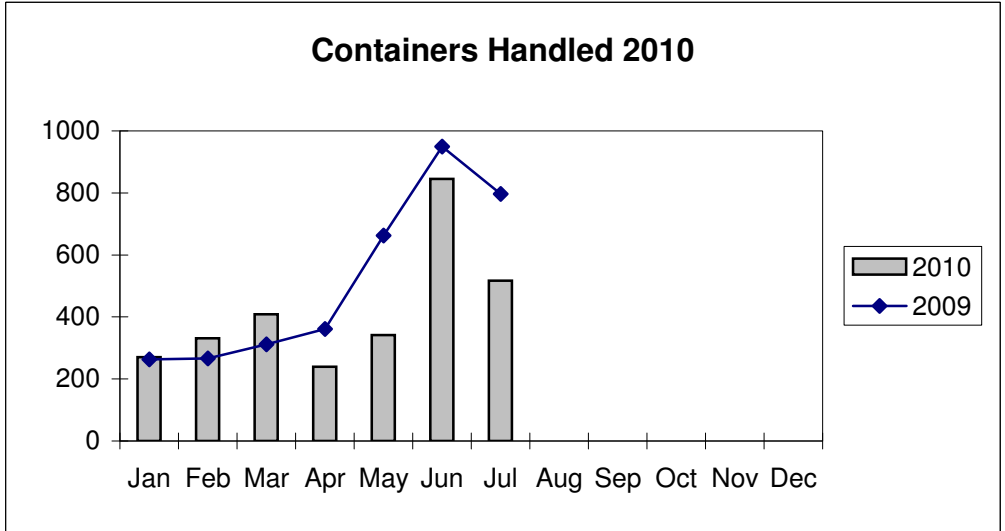
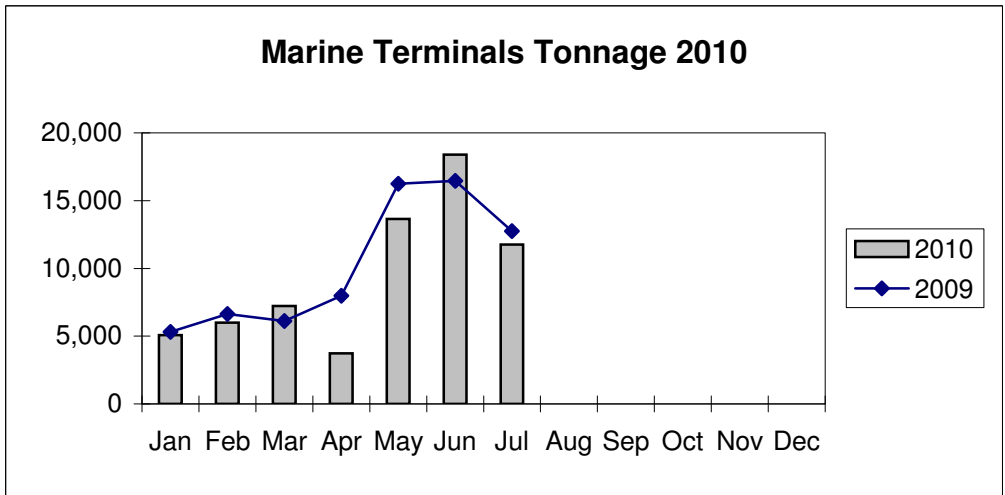
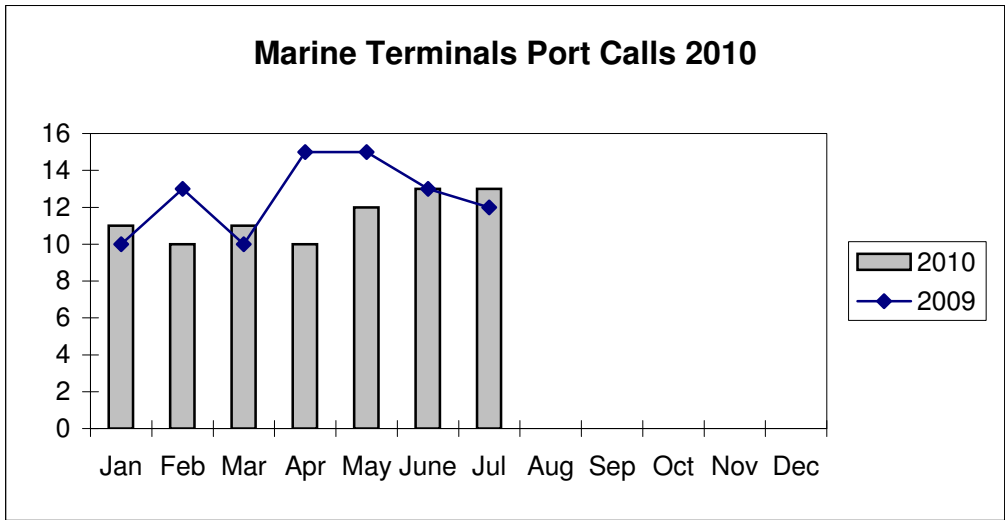


**Port of Everett  
Marine Terminals Statistics Through July 2010**



**Port of Everett  
Marine Terminals Statistics Through July 2010**

<b>Port Calls</b>			<b>2010</b>	<b>2009</b>
Port calls YTD			80	88
	ships		50	57
	barges		30	31
Port calls this month		July	13	12
	ship		8	7
	barge		5	5
Port calls last month		June	13	13
	ship		9	9
	barge		4	4
<b>Tonnage</b>			<b>2010</b>	<b>2009</b>
Short Tons YTD			65,840	71,490
	In (general)		19,284	32,875
	Out		46,556	38,615
Short tons This Month		July	11,763	12,744
	In (general)		3,868	6,441
	Out		7,895	6,303
Short tons Last Month		June	18,388	16,451
	In (general)		2,708	5,216
	Out		15,680	11,235
<b>Container Statistics</b>			<b>2010</b>	<b>2009</b>
Number of Units YTD			2,953	3,611
	In		1,162	1,773
	Out		1,791	1,838
Number of Units This Month		July	517	797
	In		147	402
	Out		370	395
Number of Units Last Month		June	845	949
	In		173	508
	Out		672	441