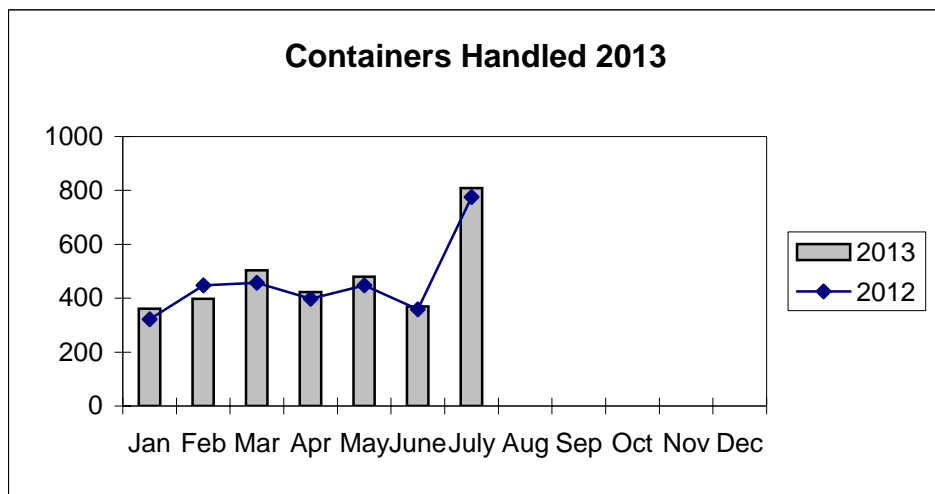
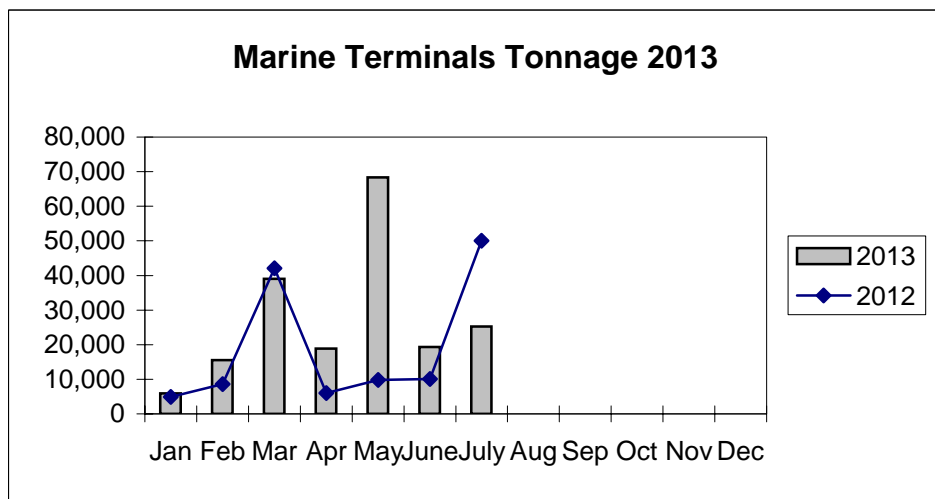
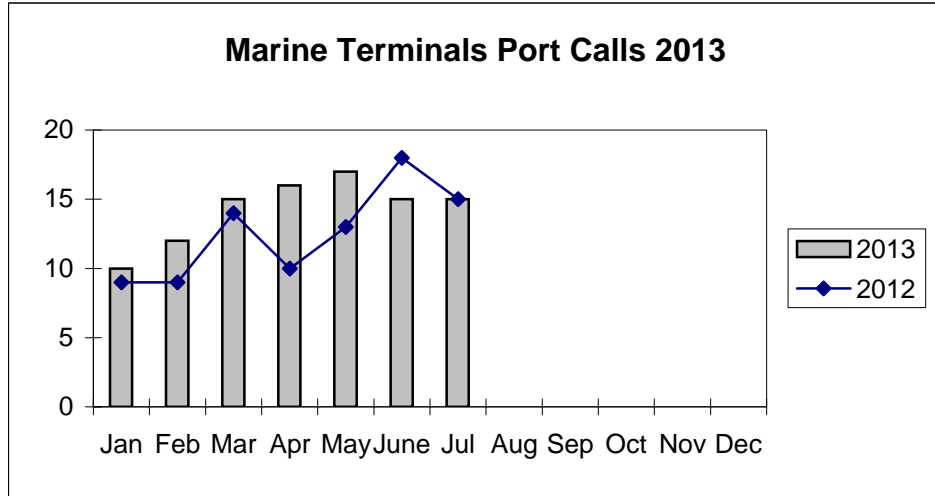


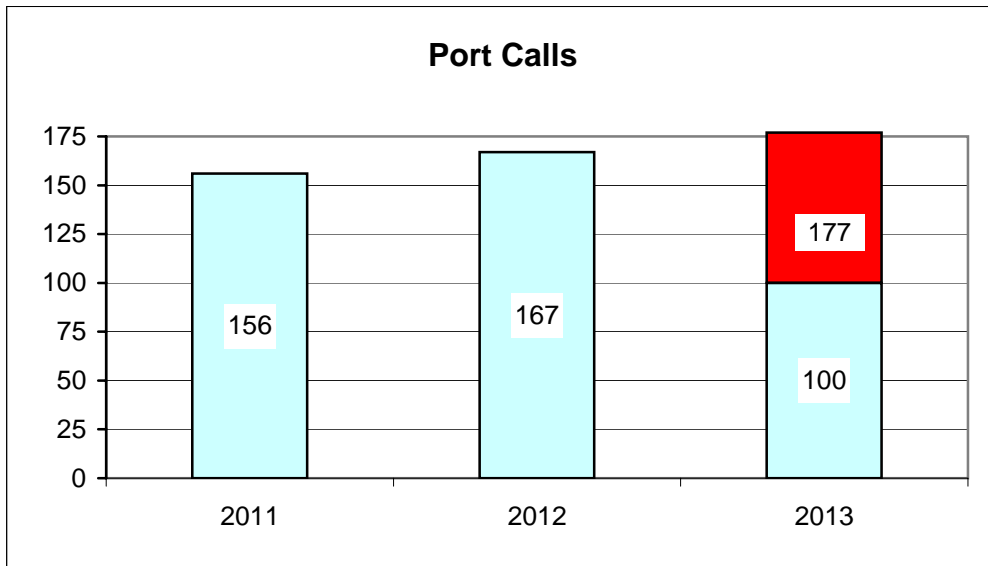
**Port of Everett
Marine Terminals Statistics Through July 2013**



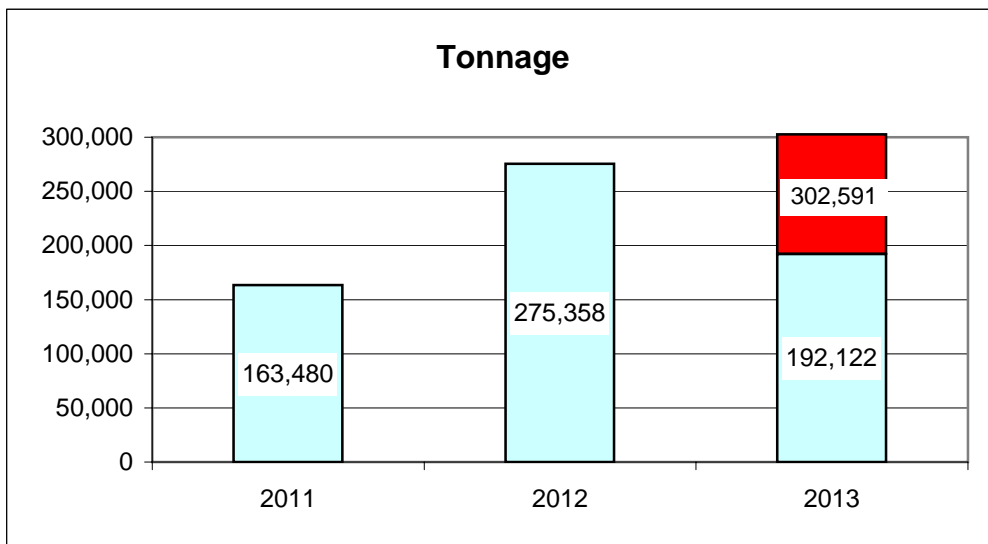
**Port of Everett
Marine Terminals Statistics Through July 2013**

Port Calls		2013	2012
Port calls YTD		100	88
	ships	66	51
	barges	34	37
Port calls this month	July	15	15
	ship	11	8
	barge	4	7
Port calls last month	June	15	18
	ship	10	10
	barge	5	8
Tonnage		2013	2012
Short Tons YTD		192,122	131,204
	In (general)	78,133	35,290
	Out	34,678	28,036
	Out (logs)	79,311	67,878
Short tons This Month	July	25,205	50,047
	In (general)	15,412	5,218
	Out	9,793	11,539
	Out (logs)	-	33,290
Short tons Last Month	June	19,289	10,110
	In (general)	13,288	5,265
	Out	6,001	4,845
	Out (logs)	-	-
Container Statistics		2013	2012
Number of Units YTD		3,344	3,208
	In	2,044	2,109
	Out	1,300	1,099
Number of Units This Month	July	809	776
	In	321	325
	Out	488	451
Number of Units Last Month	June	369	359
	In	268	273
	Out	101	86

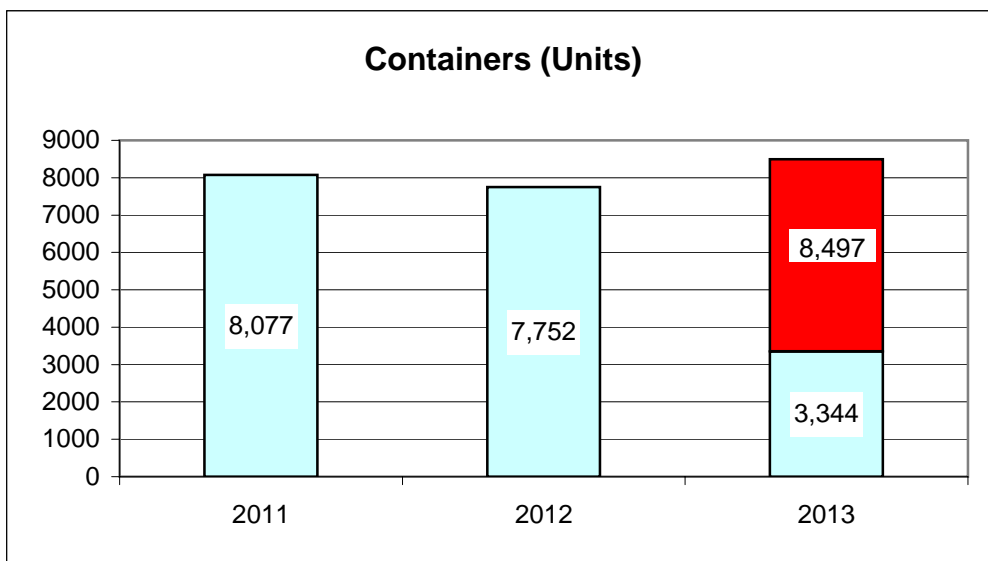
Port of Everett Marine Terminals Statistics Through July 2013



56%



63%



39%