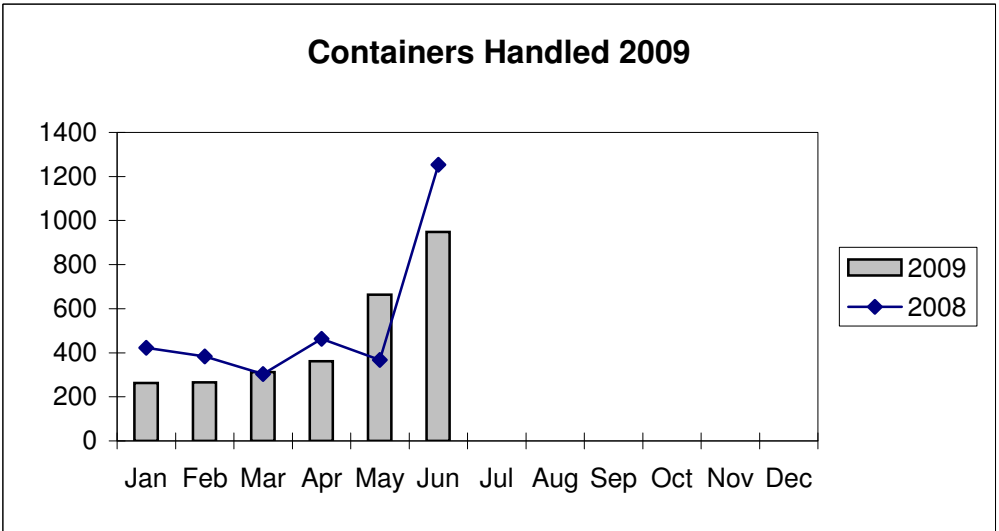
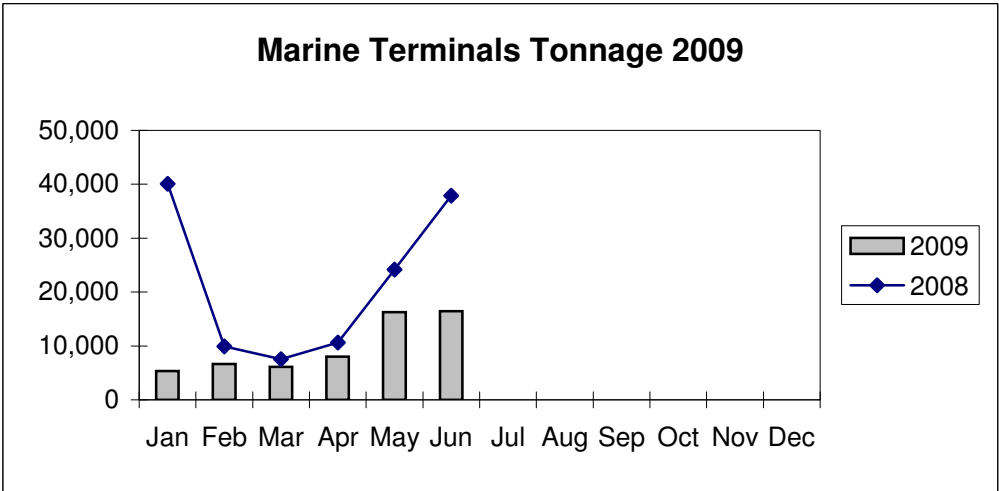
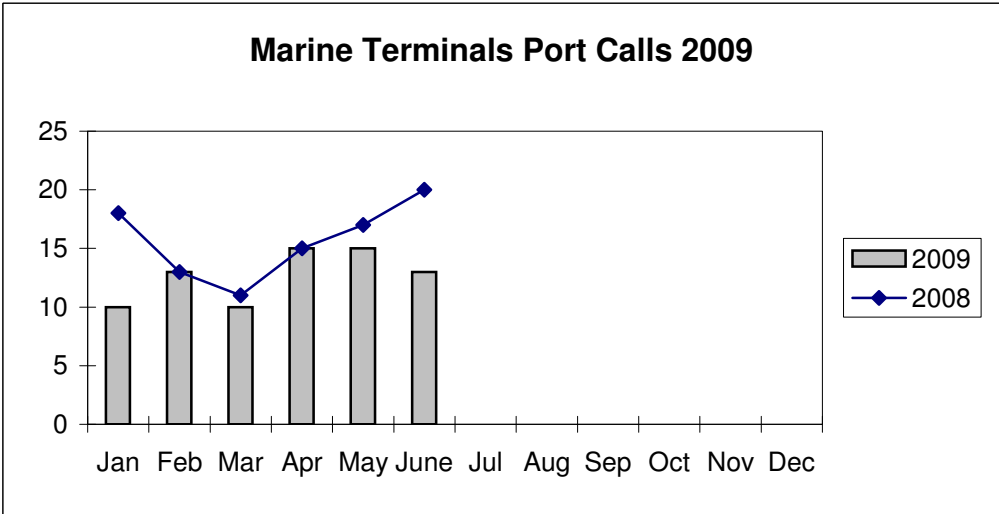


**Port of Everett  
Marine Terminals Statistics Through June 2009**



**Port of Everett  
Marine Terminals Statistics Through June 2009**

<b>Port Calls</b>			<b>2009</b>	<b>2008</b>
Port calls YTD			76	94
	ships		50	63
	barges		26	31
Port calls this month		June	13	20
	ship		9	14
	barge		4	6
Port calls last month		May	15	17
	ship		10	12
	barge		5	5
<b>Tonnage</b>			<b>2009</b>	<b>2008</b>
Short Tons YTD			58,744	130,225
	In (general)		26,433	36,709
	In (cement)		-	56,814
	Out		32,311	36,702
Short tons This Month		June	16,451	37,915
	In (general)		5,216	6,971
	In (cement)		-	17,189
	Out		11,235	13,755
Short tons Last Month		May	16,251	24,147
	In (general)		4,202	8,150
	In (cement)		-	10,476
	Out		12,049	5,521
<b>Container Statistics</b>			<b>2009</b>	<b>2008</b>
Number of Units YTD			2,814	3,192
	In		1,371	1,678
	Out		1,443	1,514
Number of Units This Month		June	949	1,253
	In		508	708
	Out		441	545
Number of Units Last Month		May	663	367
	In		187	182
	Out		476	185