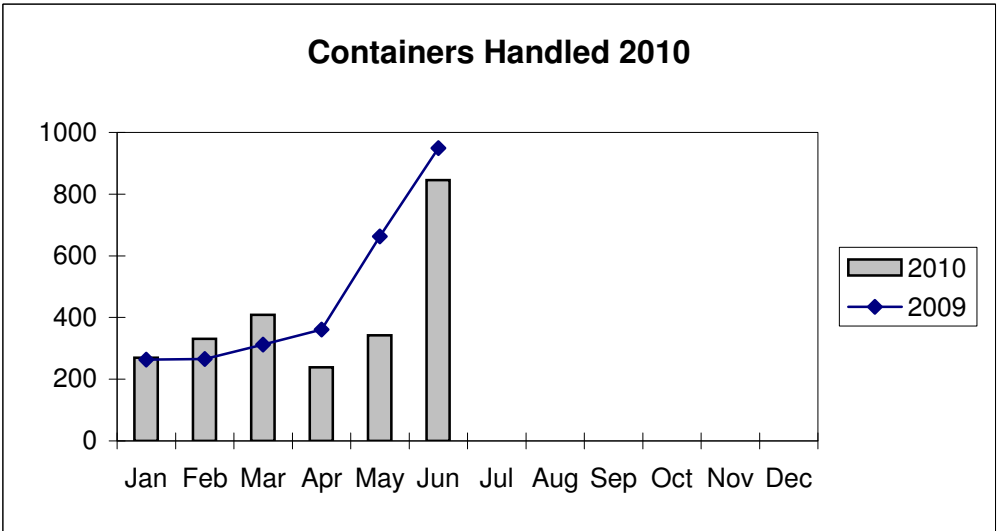
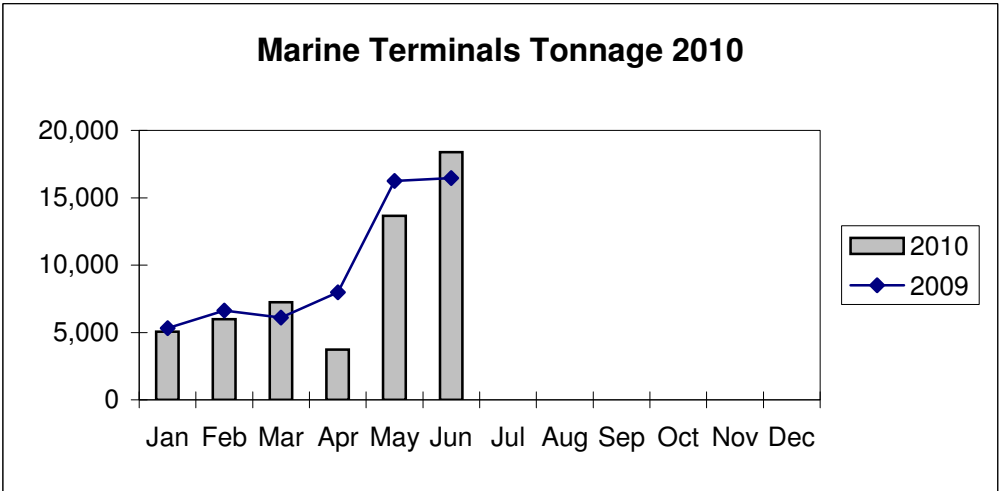
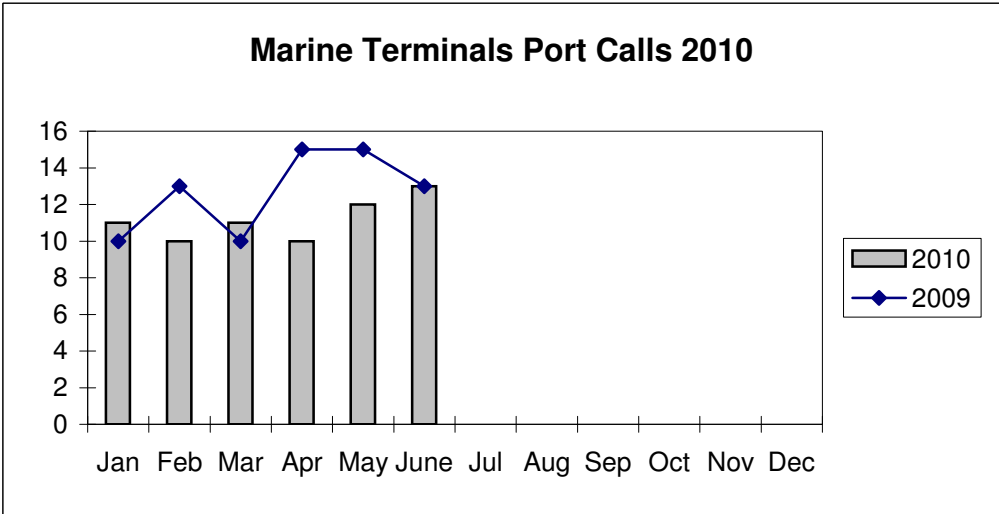


**Port of Everett
Marine Terminals Statistics Through June 2010**



**Port of Everett
Marine Terminals Statistics Through June 2010**

Port Calls			2010	2009
Port calls YTD			67	76
	ships		42	50
	barges		25	26
Port calls this month		June	13	13
	ship		9	9
	barge		4	4
Port calls last month		May	12	15
	ship		7	10
	barge		5	5
Tonnage			2010	2009
Short Tons YTD			54,076	58,744
	In (general)		15,416	26,433
	Out		38,660	32,311
Short tons This Month		June	18,388	16,451
	In (general)		2,708	5,216
	Out		15,680	11,235
Short tons Last Month		May	13,654	16,251
	In (general)		2,086	4,202
	Out		11,568	12,049
Container Statistics			2010	2009
Number of Units YTD			2,436	2,814
	In		1,015	1,371
	Out		1,421	1,443
Number of Units This Month		June	845	949
	In		173	508
	Out		672	441
Number of Units Last Month		May	342	663
	In		159	187
	Out		183	476