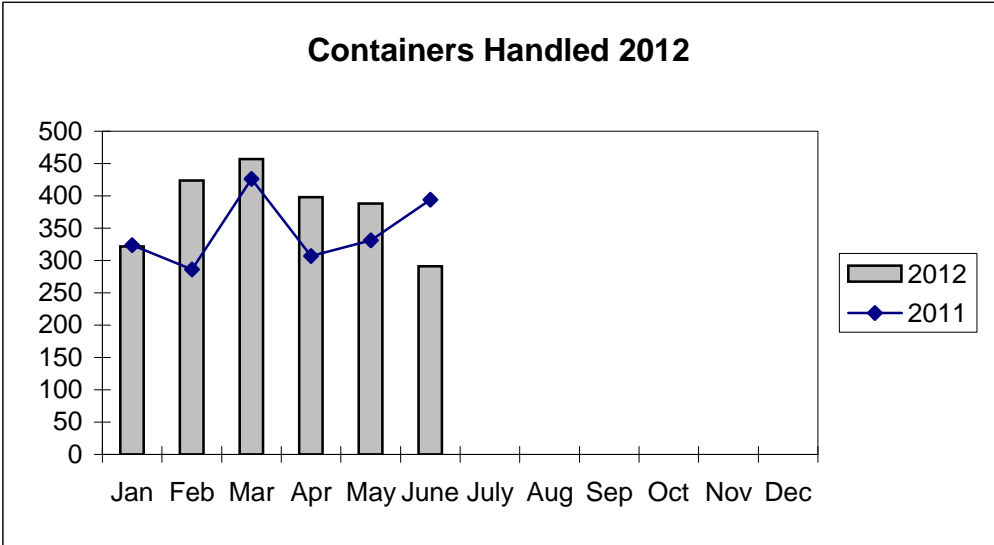
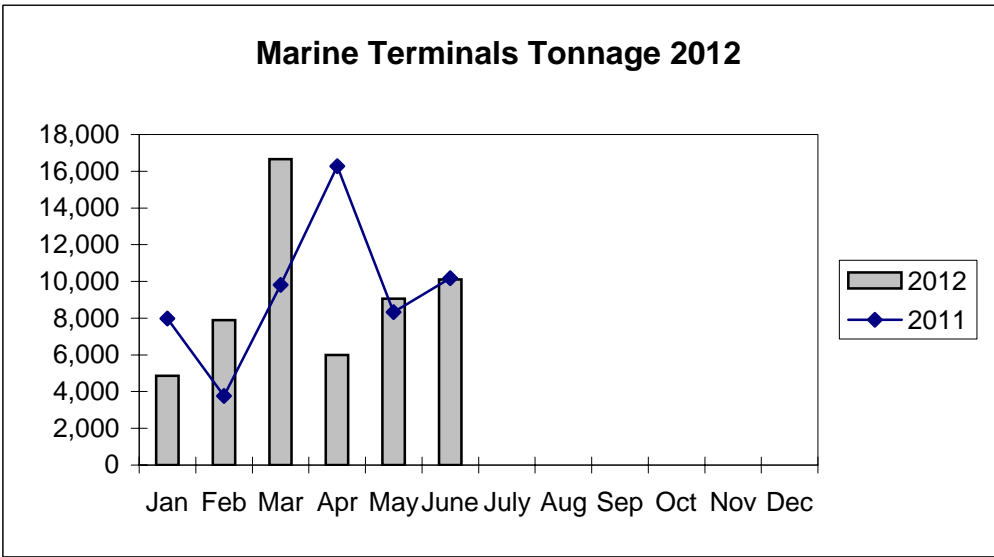
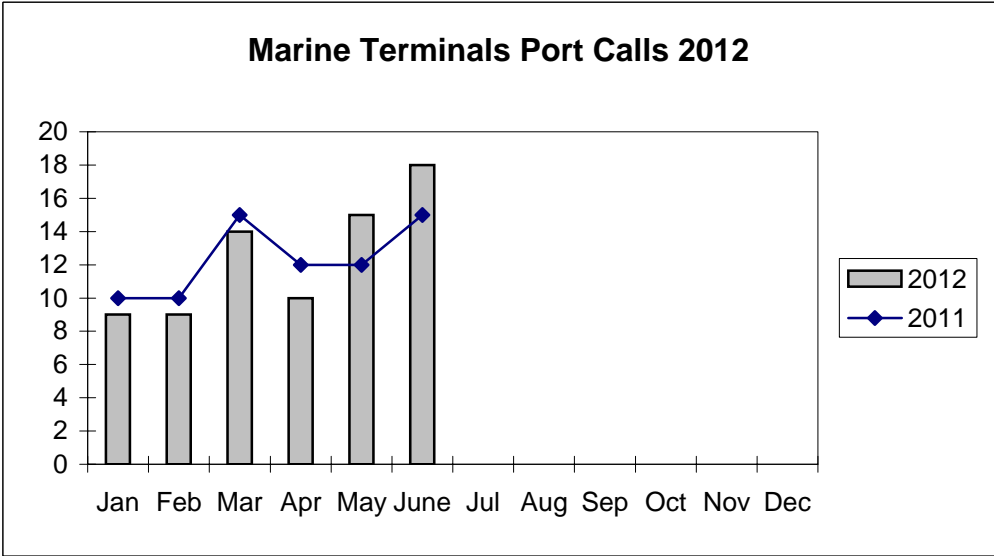


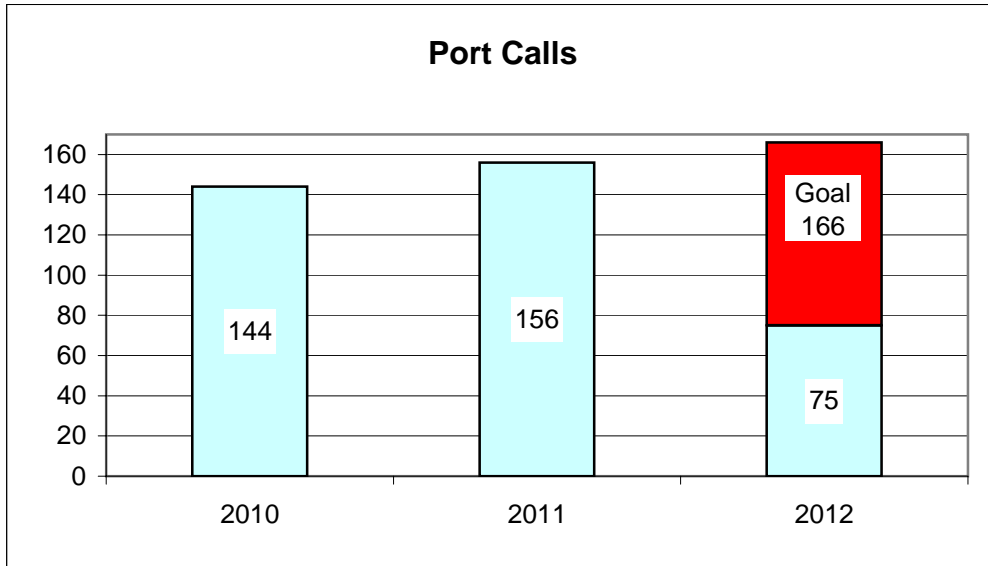
**Port of Everett  
Marine Terminals Statistics Through June 2012**



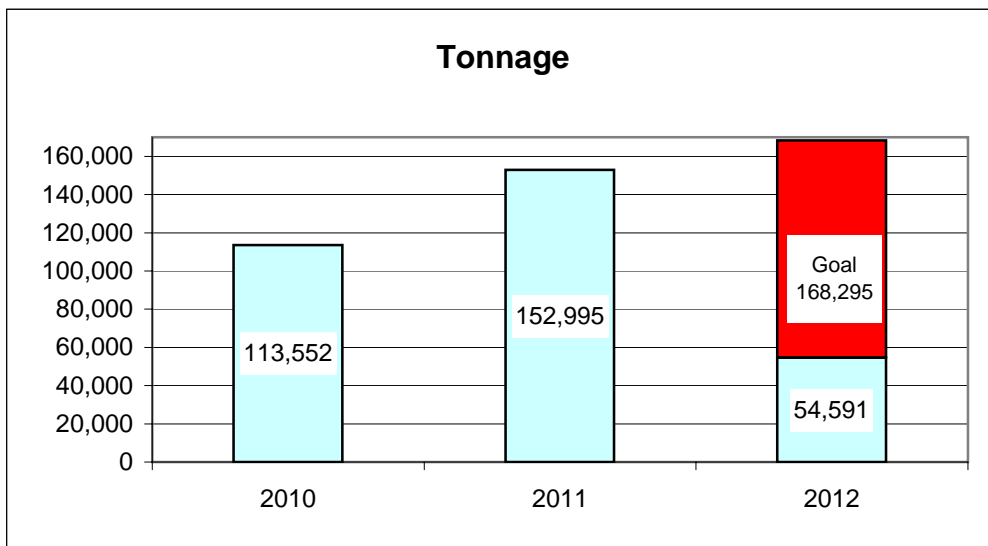
**Port of Everett  
Marine Terminals Statistics Through June 2012**

<b>Port Calls</b>			<b>2012</b>	<b>2011</b>
Port calls YTD			73	74
	ships		45	47
	barges		28	27
Port calls this month		June	18	15
	ship		12	9
	barge		6	6
Port calls last month		May	13	12
	ship		8	8
	barge		5	4
<b>Tonnage</b>			<b>2012</b>	<b>2011</b>
Short Tons YTD			54,591	56,349
	In (general)		28,635	17,562
	Out		16,771	34,737
	Out (logs)		9,185	4,050
Short tons This Month		June	10,110	10,177
	In (general)		5,265	3,522
	Out		4,845	6,655
	Out (logs)		-	-
Short tons Last Month		May	9,069	8,332
	In (general)		6,345	3,242
	Out		2,724	5,090
	Out (logs)		-	-
<b>Container Statistics</b>			<b>2012</b>	<b>2011</b>
Number of Units YTD			2,280	2,068
	In		1,632	1,044
	Out		648	1,024
Number of Units This Month		June	291	394
	In		205	236
	Out		86	158
Number of Units Last Month		May	388	331
	In		294	168
	Out		94	163

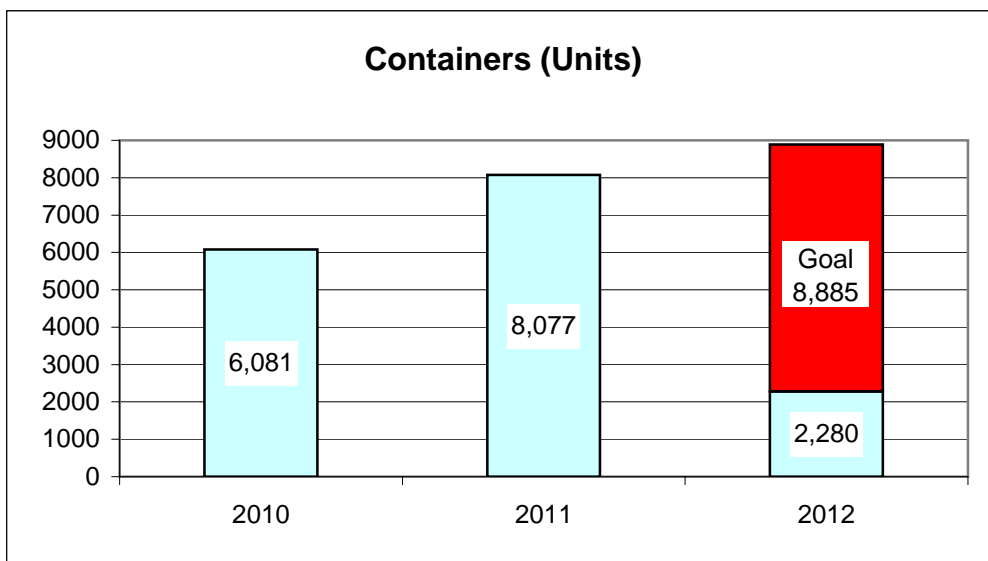
**Port of Everett  
Marine Terminals Statistics Through June 2012**



45%



32%



26%