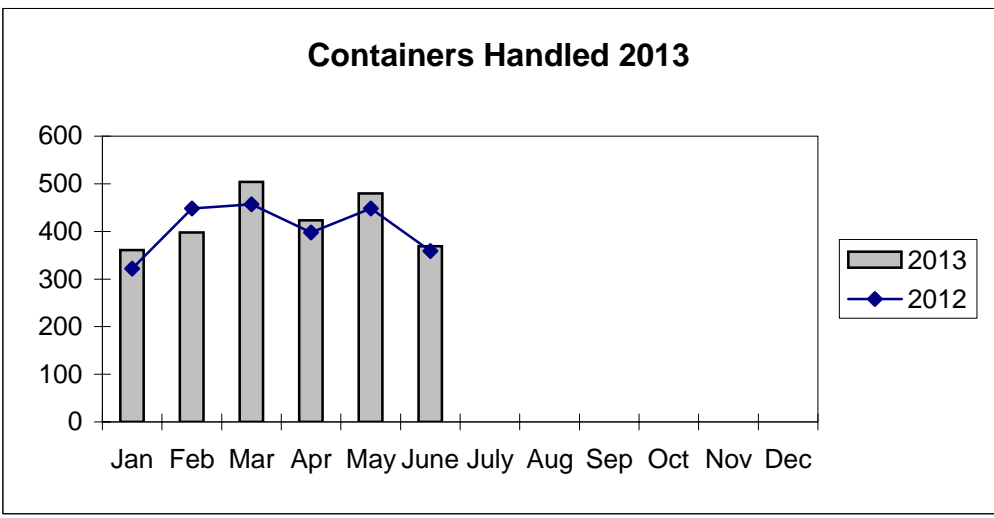
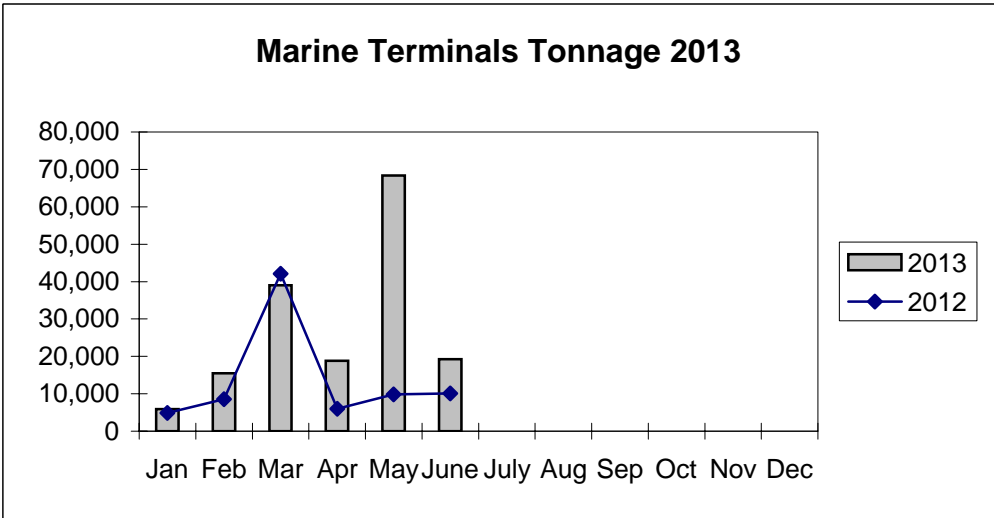
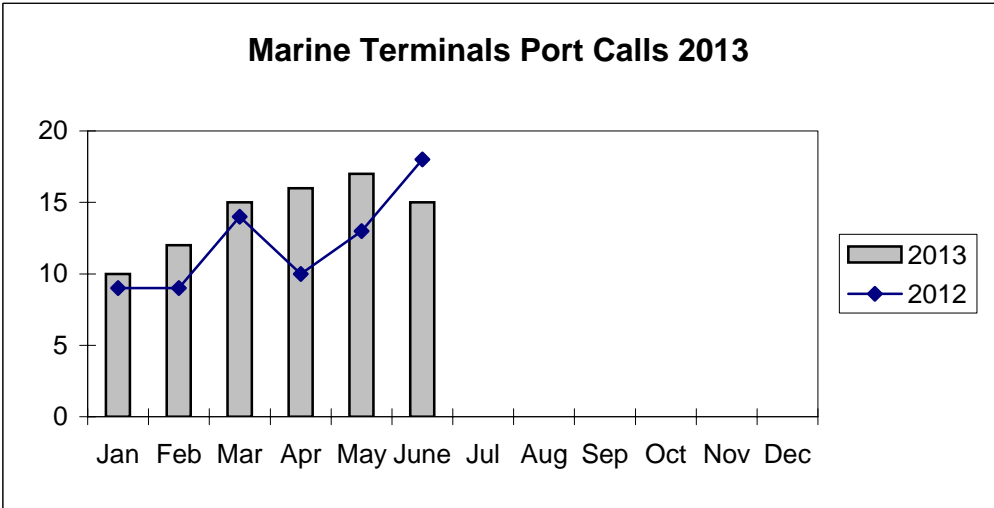


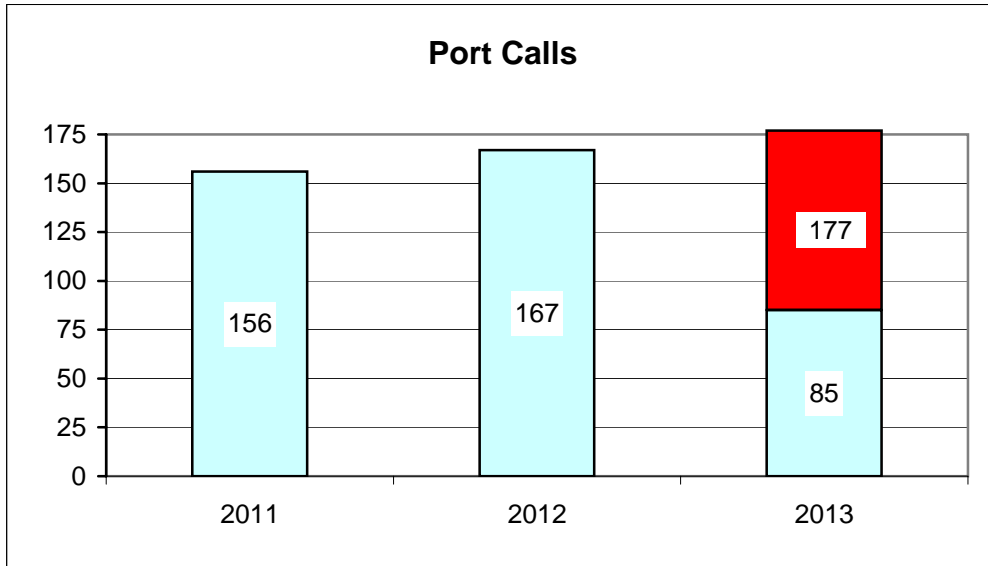
**Port of Everett  
Marine Terminals Statistics Through June 2013**



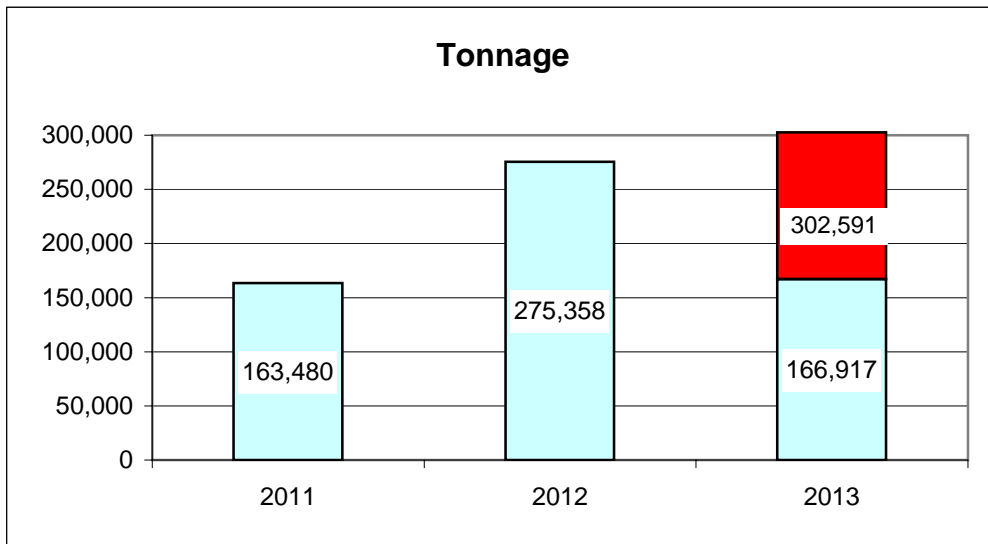
**Port of Everett  
Marine Terminals Statistics Through June 2013**

<b>Port Calls</b>			<b>2013</b>	<b>2012</b>
Port calls YTD			85	73
	ships		55	43
	barges		30	30
Port calls this month		June	15	18
	ship		10	10
	barge		5	8
Port calls last month		May	17	13
	ship		11	8
	barge		6	5
<b>Tonnage</b>			<b>2013</b>	<b>2012</b>
Short Tons YTD			166,917	81,432
	In (general)		62,721	30,071
	Out		24,885	16,773
	Out (logs)		79,311	34,588
Short tons This Month		June	19,289	10,110
	In (general)		13,288	5,265
	Out		6,001	4,845
	Out (logs)		-	-
Short tons Last Month		May	68,334	9,827
	In (general)		15,678	7,103
	Out		3,781	2,724
	Out (logs)		48,875	-
<b>Container Statistics</b>			<b>2013</b>	<b>2012</b>
Number of Units YTD			2,535	2,432
	In		1,723	1,784
	Out		812	648
Number of Units This Month		June	369	359
	In		268	273
	Out		101	86
Number of Units Last Month		May	480	448
	In		355	354
	Out		125	94

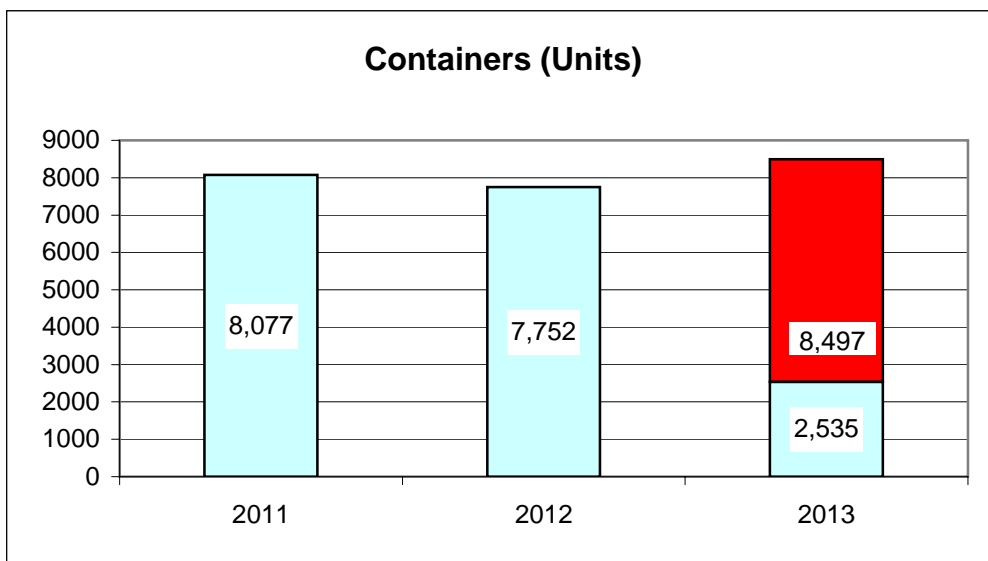
**Port of Everett  
Marine Terminals Statistics Through June 2013**



48%



55%



30%