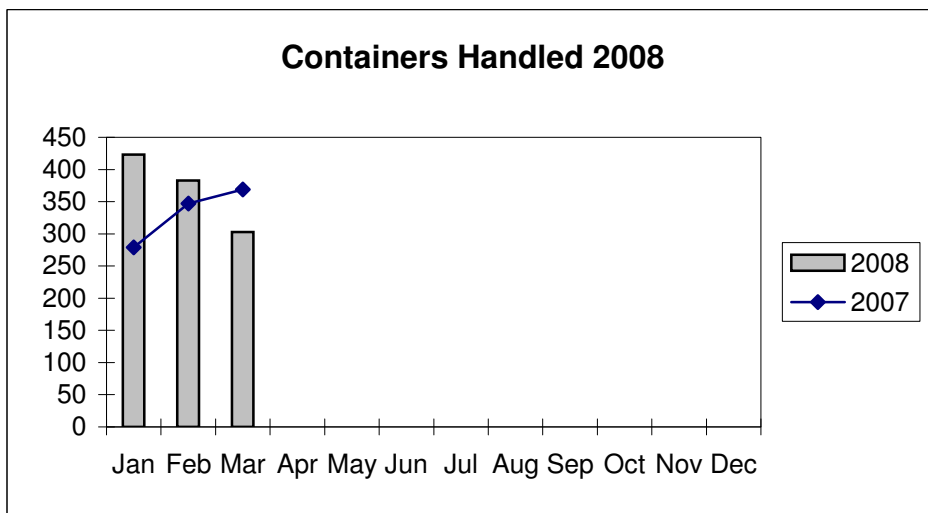
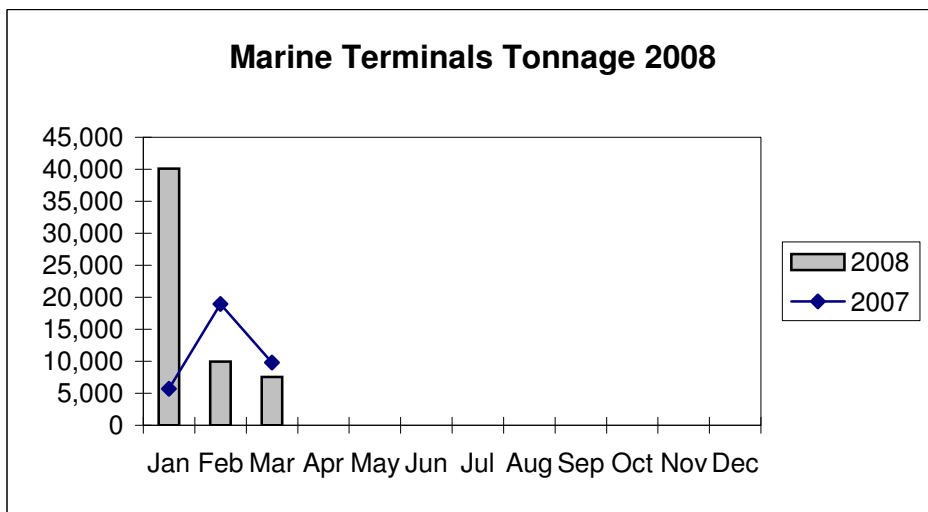
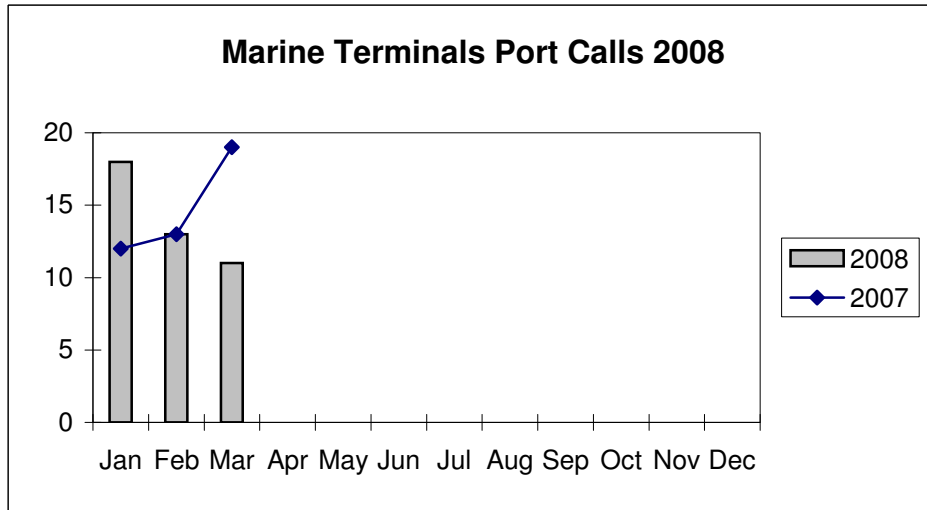


**Port of Everett  
Marine Terminals Tonnage Through March 2008**



**Port of Everett  
Marine Terminals Tonnage Through March 2008**

<b>Port Calls</b>		<b>2008</b>	<b>2007</b>
Port calls YTD		42	44
	ships	28	28
	barges	14	16
Port calls this month	Mar	11	19
	ship	7	12
	barge	4	7
Port calls last month	Feb	13	13
	ship	8	8
	barge	5	5
<b>Tonnage</b>		<b>2008</b>	<b>2007</b>
Short Tons YTD		57,537	34,651
	In (general)	18,467	25,703
	In (cement)	29,149	-
	Out	9,921	8,948
Short tons This Month	Mar	7,531	9,789
	In (general)	5,843	6,787
	In (cement)	-	-
	Out	1,688	3,002
Short tons Last Month	Feb	9,927	19,060
	In (general)	6,414	14,987
	In (cement)	-	-
	Out	3,513	4,073
<b>Container Statistics</b>		<b>2008</b>	<b>2007</b>
Number of Units YTD		1,109	995
	In	552	498
	Out	557	497
Number of Units This Month	Mar	303	369
	In	188	202
	Out	115	167
Number of Units Last Month	Feb	383	347
	In	196	148
	Out	187	199