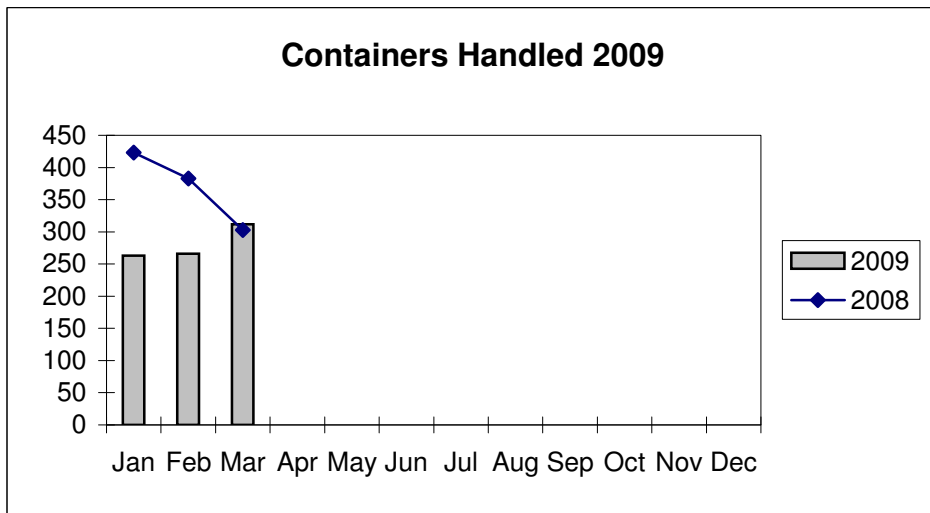
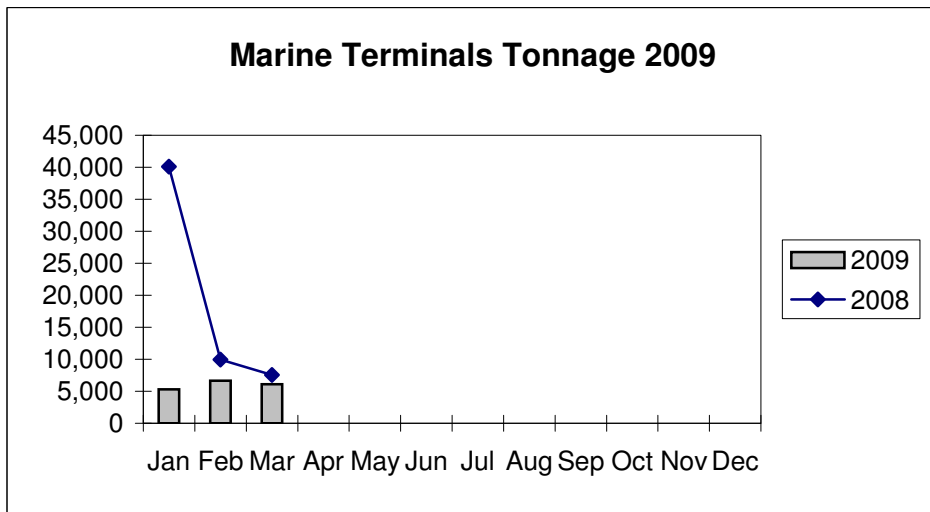
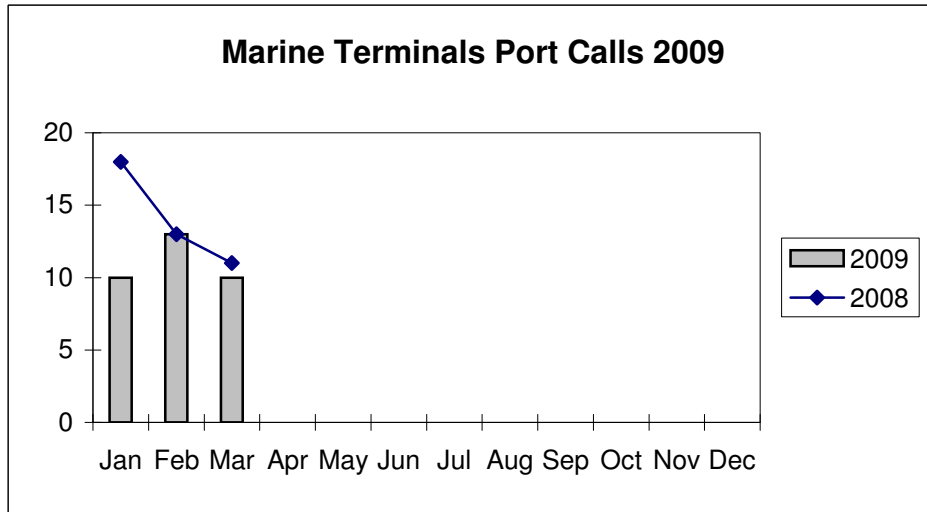


**Port of Everett  
Marine Terminals Tonnage Through March 2009**



**Port of Everett  
Marine Terminals Tonnage Through March 2009**

<b>Port Calls</b>		<b>2009</b>	<b>2008</b>
Port calls YTD		33	42
	ships	21	28
	barges	12	14
Port calls this month	Mar	10	11
	ship	6	7
	barge	4	4
Port calls last month	Feb	13	13
	ship	9	8
	barge	4	5
<b>Tonnage</b>		<b>2009</b>	<b>2008</b>
Short Tons YTD		18,053	57,537
	In (general)	11,340	18,467
	In (cement)	-	29,149
	Out	6,713	9,921
Short tons This Month	Mar	6,105	7,531
	In (general)	3,761	5,843
	In (cement)	-	-
	Out	2,344	1,688
Short tons Last Month	Feb	6,626	9,927
	In (general)	4,635	6,414
	In (cement)	-	-
	Out	1,991	3,513
<b>Container Statistics</b>		<b>2009</b>	<b>2008</b>
Number of Units YTD		841	1,109
	In	452	552
	Out	389	557
Number of Units This Month	Mar	312	303
	In	178	188
	Out	134	115
Number of Units Last Month	Feb	266	383
	In	167	196
	Out	99	187