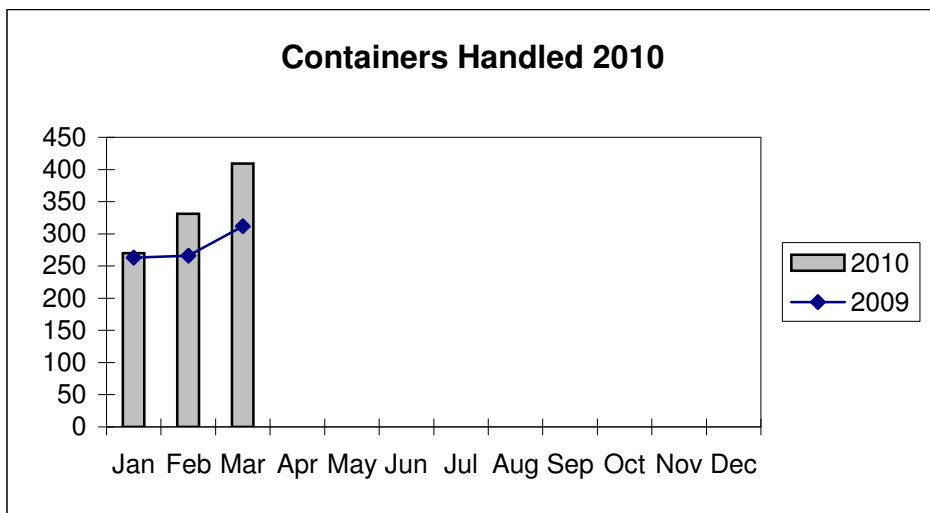
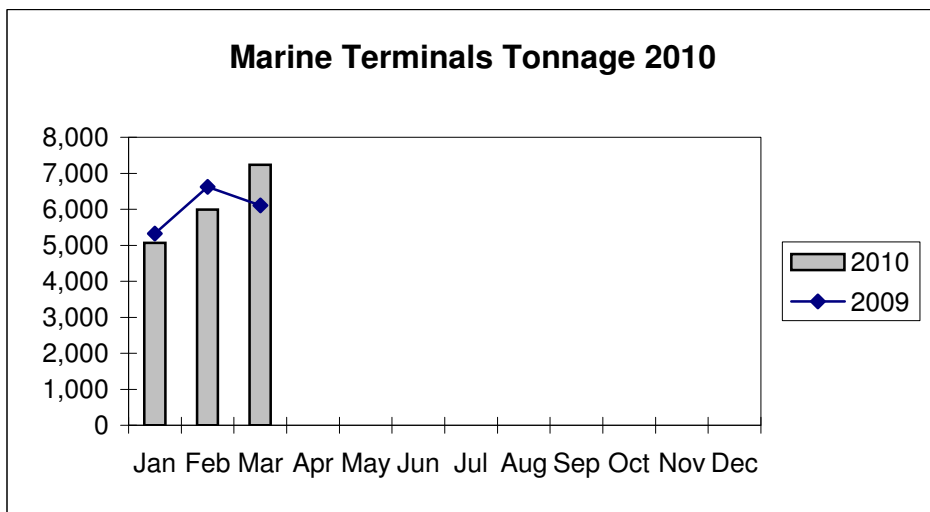
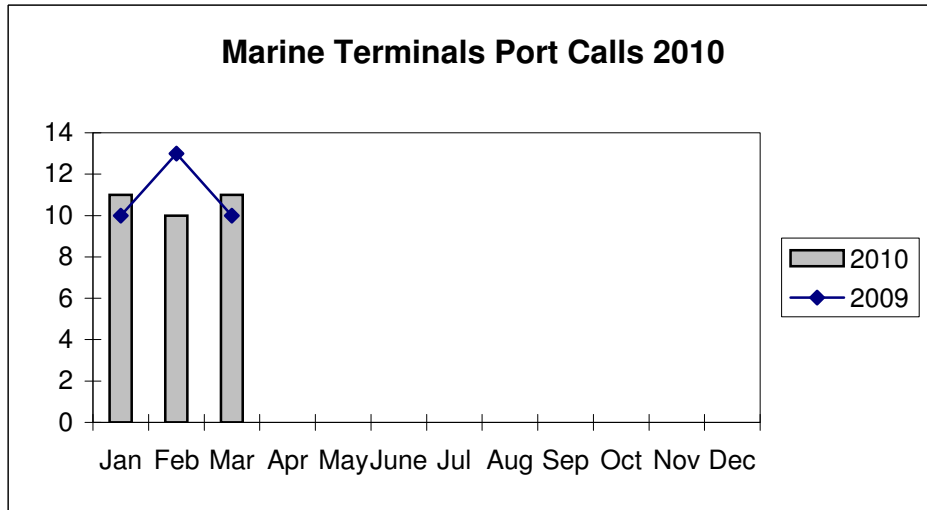


**Port of Everett
Marine Terminals Tonnage Through March 2010**



**Port of Everett
Marine Terminals Tonnage Through March 2010**

Port Calls		2010	2009
Port calls YTD		32	33
	ships	20	21
	barges	12	12
Port calls this month	Mar	11	10
	ship	7	6
	barge	4	4
Port calls last month	Feb	10	13
	ship	6	9
	barge	4	4
Tonnage		2010	2009
Short Tons YTD		18,294	18,053
	In (general)	8,847	11,340
	In (cement)	-	-
	Out	9,447	6,713
Short tons This Month	Mar	7,235	6,105
	In (general)	2,805	3,761
	In (cement)	-	-
	Out	4,430	2,344
Short tons Last Month	Feb	5,989	6,626
	In (general)	3,491	4,635
	In (cement)	-	-
	Out	2,498	1,991
Container Statistics		2010	2009
Number of Units YTD		1,010	841
	In	556	452
	Out	454	389
Number of Units This Month	Mar	409	312
	In	219	178
	Out	190	134
Number of Units Last Month	Feb	331	266
	In	189	167
	Out	142	99