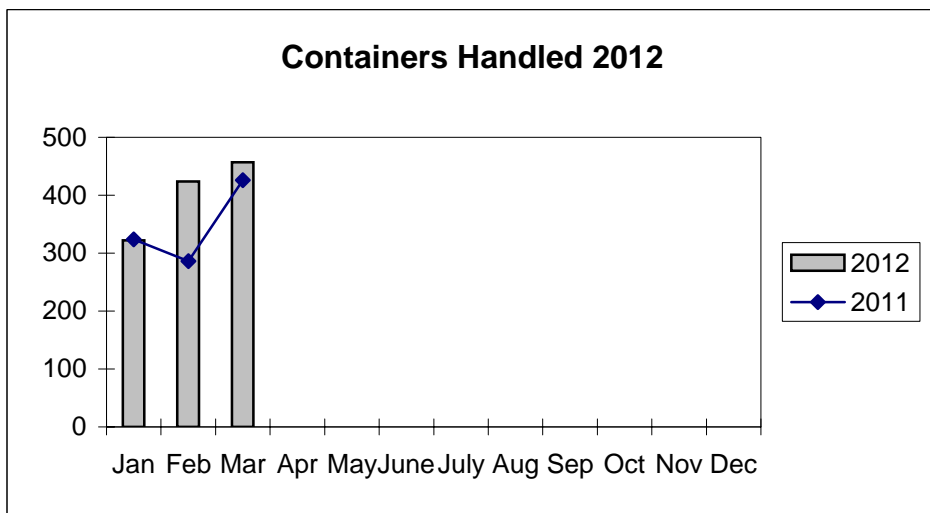
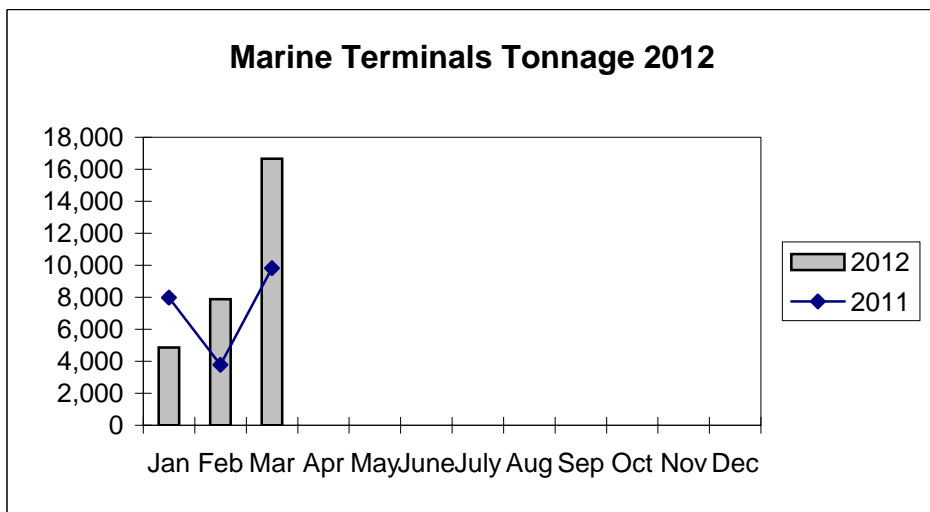
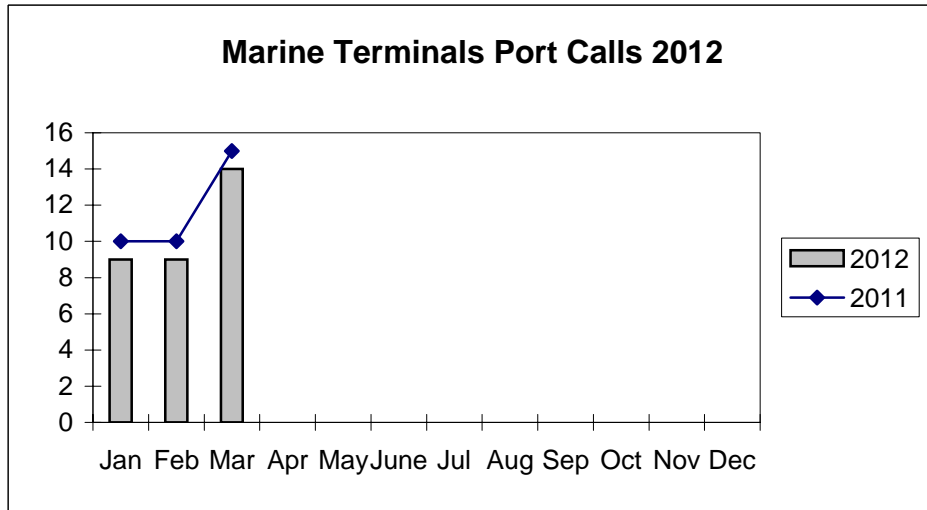


**Port of Everett
Marine Terminals Tonnage Through March 2012**



**Port of Everett
Marine Terminals Tonnage Through March 2012**

Port Calls			2012	2011
Port calls YTD			32	35
	ships		19	21
	barges		13	14
Port calls this month		Mar	14	15
	ship		9	10
	barge		5	5
Port calls last month		Feb	9	10
	ship		5	6
	barge		4	4
Tonnage			2012	2011
Short Tons YTD			29,417	21,572
	In (general)		12,696	5,980
	Out		7,536	15,592
	Out (logs)		9,185	-
Short tons This Month		Mar	16,664	9,816
	In (general)		5,809	2,732
	Out		1,670	7,084
	Out (logs)		9,185	-
Short tons Last Month		Feb	7,889	3,772
	In (general)		3,330	2,321
	Out		4,559	1,451
	Out (logs)		-	-
Container Statistics			2012	2011
Number of Units YTD			1,203	995
	In		854	410
	Out		349	585
Number of Units This Month		Mar	457	426
	In		366	197
	Out		91	229
Number of Units Last Month		Feb	424	286
	In		250	182
	Out		174	104

**Port of Everett
Marine Terminals Statistics Through March 2012**

