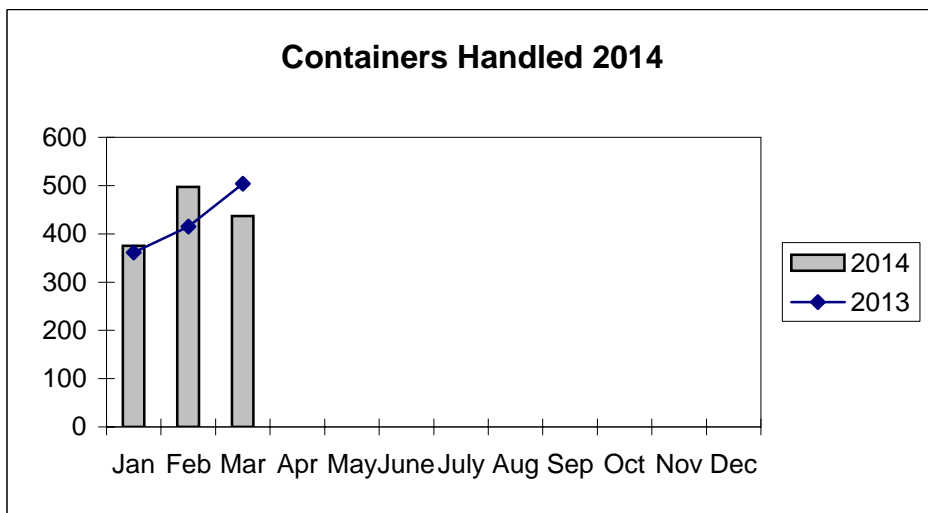
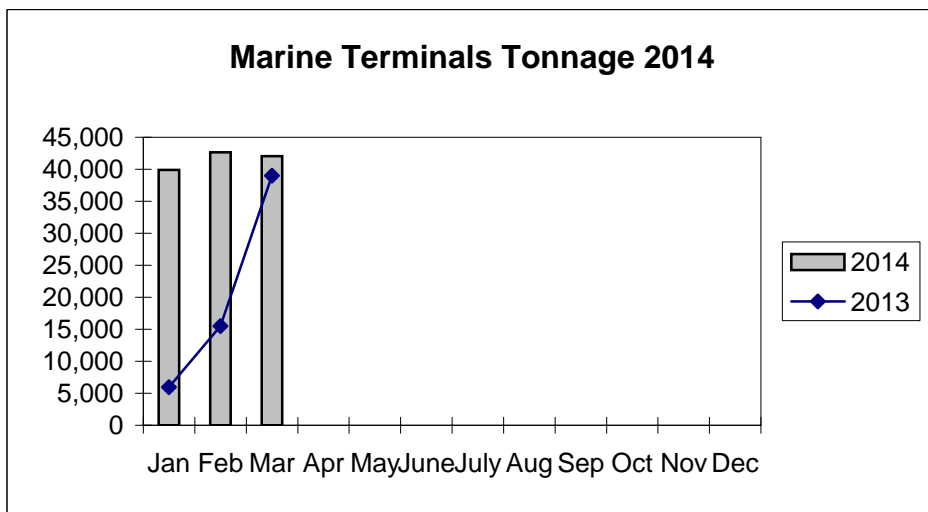
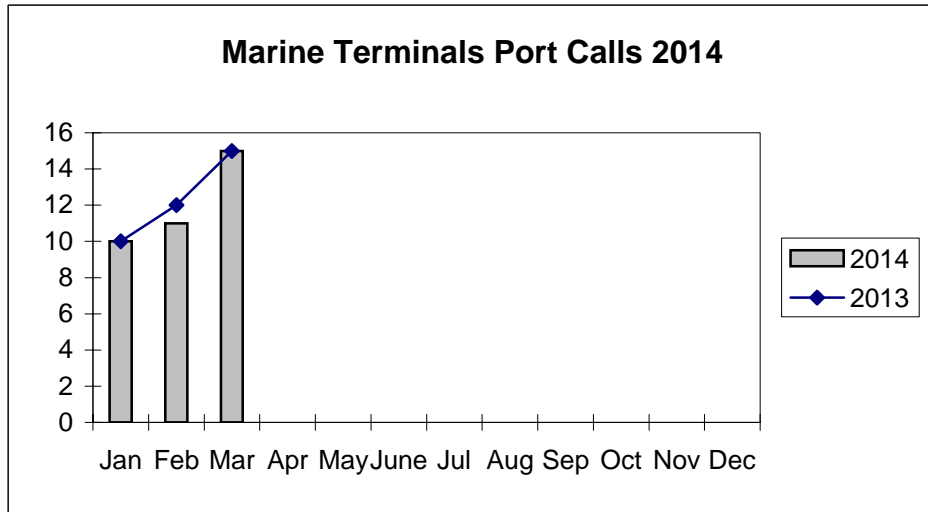


**Port of Everett
Marine Terminals Tonnage Through March 2014**



**Port of Everett
Marine Terminals Tonnage Through March 2014**

Port Calls		2014	2013
Port calls YTD		36	37
	ships	21	22
	barges	15	15
Port calls this month	Mar	15	15
	ship	8	9
	barge	7	6
Port calls last month	Feb	11	12
	ship	7	8
	barge	4	4
Tonnage		2014	2013
Short Tons YTD		124,602	60,447
	In (general)	15,140	19,982
	Out	6,191	10,029
	Out (logs)	103,271	30,436
Short tons This Month	Mar	42,064	39,017
	In (general)	4,946	5,092
	Out	2,462	3,489
	Out (logs)	34,656	30,436
Short tons Last Month	Feb	42,627	15,501
	In (general)	5,497	11,343
	Out	2,170	4,158
	Out (logs)	34,960	-
Container Statistics		2014	2013
Number of Units YTD		1,309	1,280
	In	960	840
	Out	349	440
Number of Units This Month	Mar	437	504
	In	321	309
	Out	116	195
Number of Units Last Month	Feb	497	415
	In	347	276
	Out	150	139

Port of Everett Marine Terminals Statistics Through March 2014

