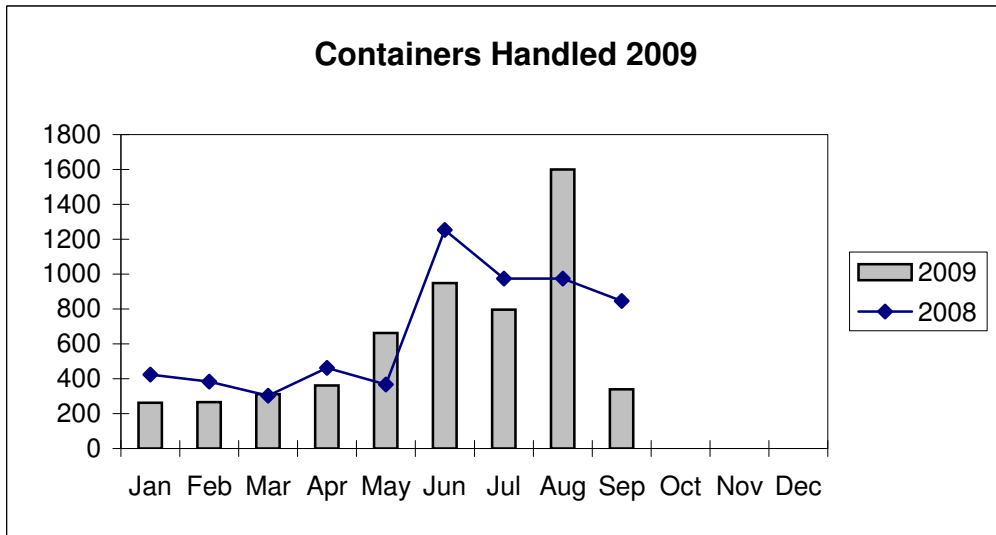
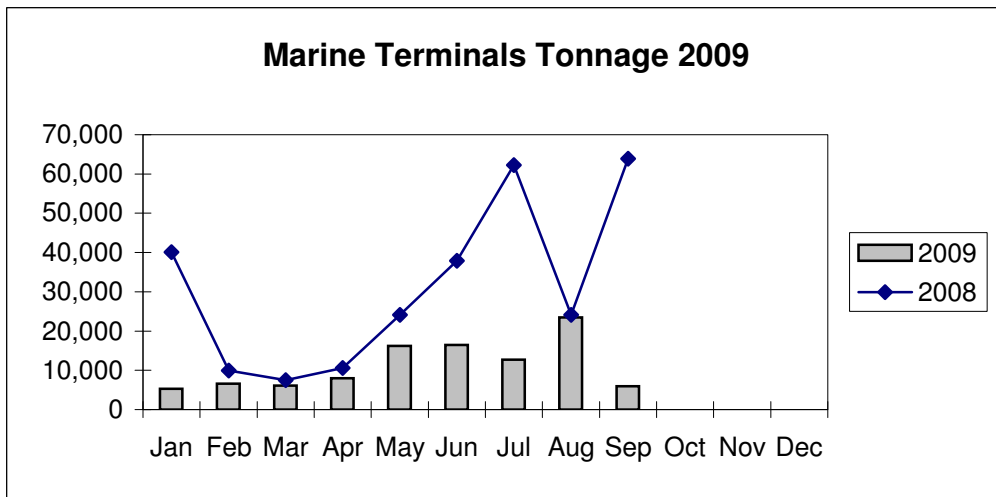
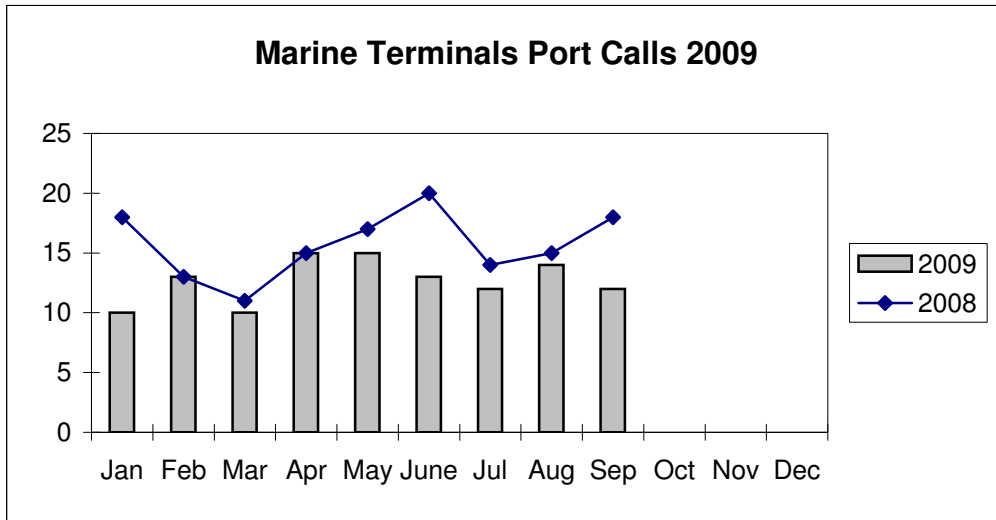


**Port of Everett  
Marine Terminals Statistics Through September 2009**



**Port of Everett  
Marine Terminals Statistics Through September 2009**

<b>Port Calls</b>			<b>2009</b>	<b>2008</b>
Port calls YTD			114	141
	ships		75	98
	barges		39	43
Port calls this month		Sep	12	18
	ship		8	14
	barge		4	4
Port calls last month		Aug	14	15
	ship		10	10
	barge		4	5
<b>Tonnage</b>			<b>2009</b>	<b>2008</b>
Short Tons YTD			100,950	280,540
	In		41,414	52,986
	Cement		-	143,425
	Out		59,536	84,129
Short tons this month		Sep	5,965	63,890
	In		3,711	7,244
	Cement		-	43,523
	Out		2,254	13,123
Short tons last month		Aug	23,496	24,142
	In		3,854	6,167
	Cement		-	-
	Out		19,642	17,975
<b>Container Statistics</b>			<b>2009</b>	<b>2008</b>
Number of Units YTD			5,550	5,986
	In		2,669	2,313
	Out		2,881	3,673
Number of Units This Month		Sep	339	845
	In		216	234
	Out		123	611
Number of Units Last Month		Aug	1,300	975
	In		380	195
	Out		920	780