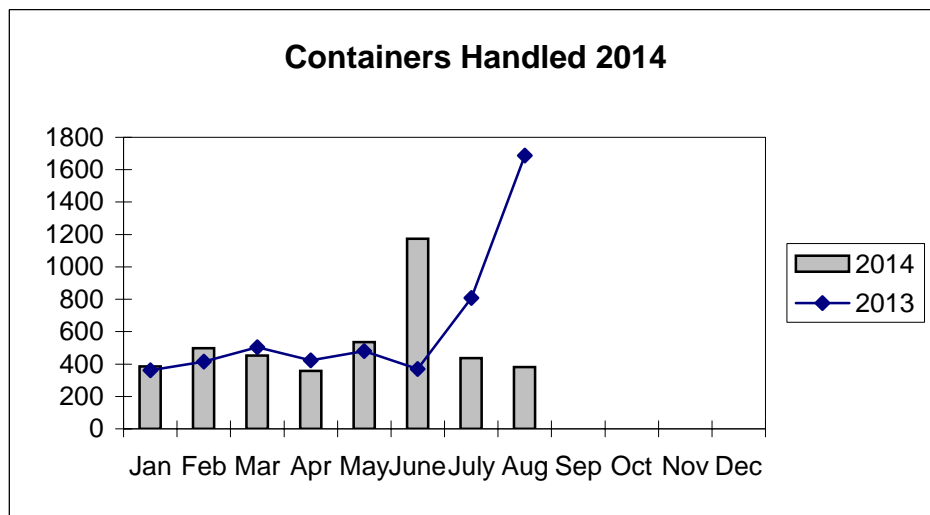
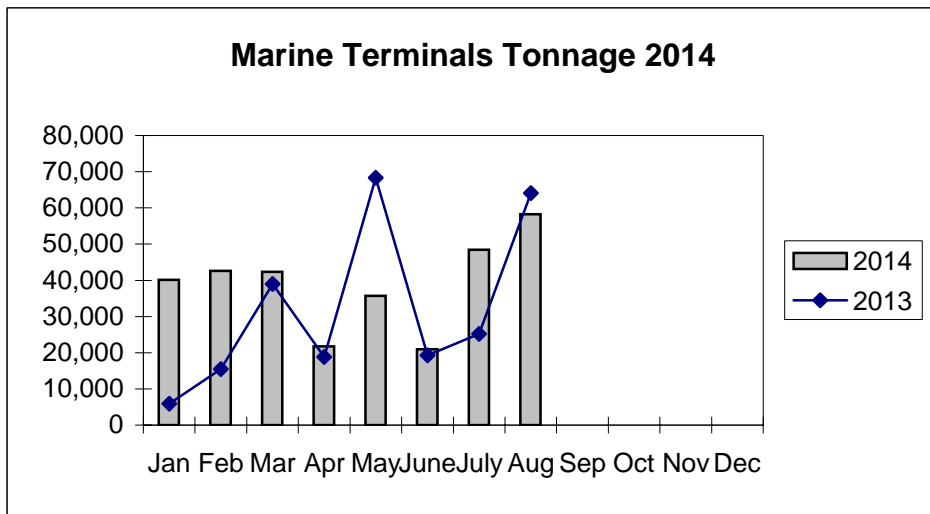
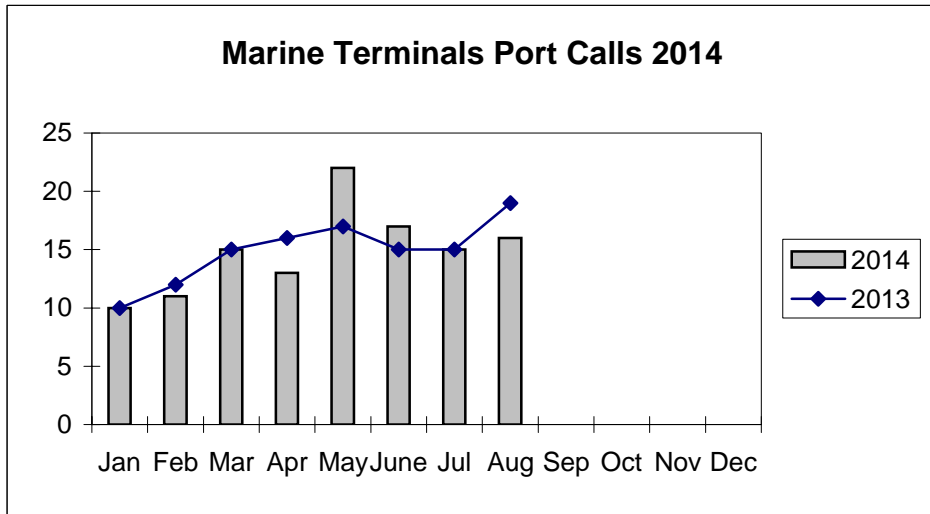


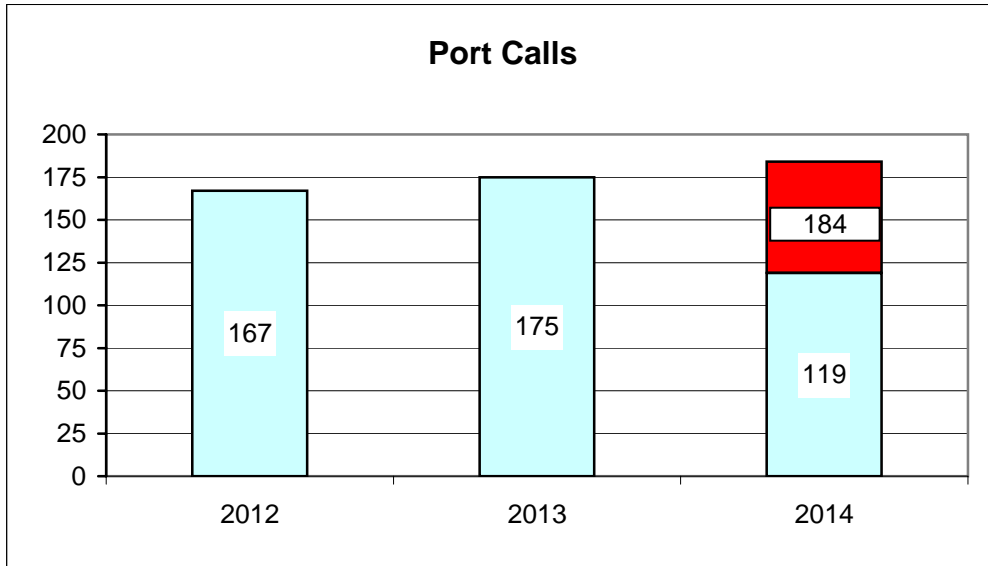
**Port of Everett
Marine Terminals Statistics Through August 2014**



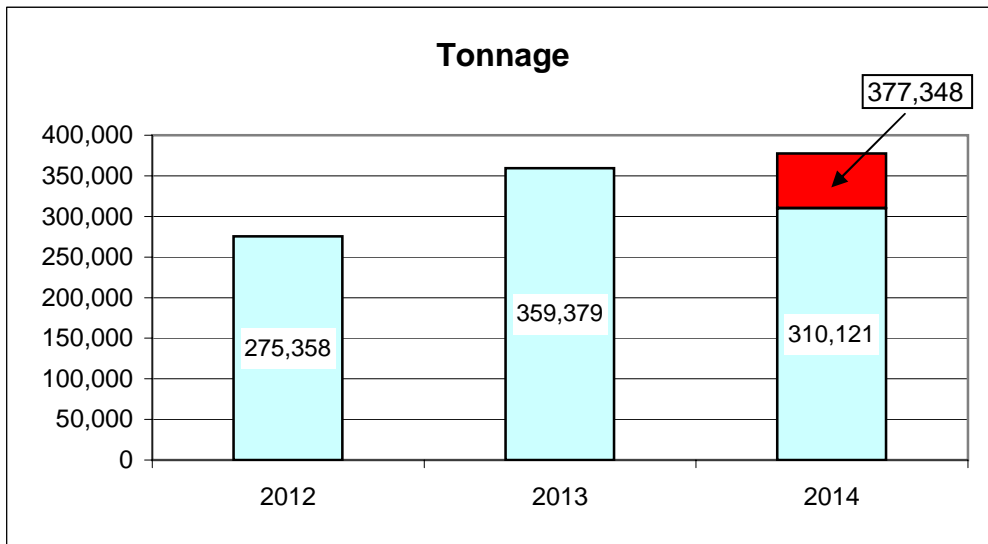
**Port of Everett
Marine Terminals Statistics Through August 2014**

Port Calls		2014	2013
Port calls YTD		119	119
	ships	67	79
	barges	52	40
Port calls this month	Aug	16	19
	ship	9	13
	barge	7	6
Port calls this month	July	15	15
	ship	11	11
	barge	4	4
Tonnage		2014	2013
Short Tons YTD		310,121	256,236
	In (general)	92,301	93,767
	In (cement)	35,717	-
	Out (general)	35,211	52,674
	Out (logs)	146,892	109,795
Short tons This Month	Aug	58,248	64,114
	In (general)	19,774	15,634
	In (cement)	35,717	-
	Out (general)	2,757	17,996
	Out (logs)	-	30,484
Short tons Last Month	July	48,426	25,205
	In (general)	17,260	15,412
	In (cement)	-	-
	Out (general)	3,303	9,793
	Out (logs)	27,863	-
Container Statistics		2014	2013
Number of Units YTD		4,221	5,048
	In	2,460	2,931
	Out	1,761	2,117
Number of Units This Month	Aug	382	1,687
	In	259	870
	Out	123	817
Number of Units Last Month	July	437	809
	In	315	321
	Out	122	488

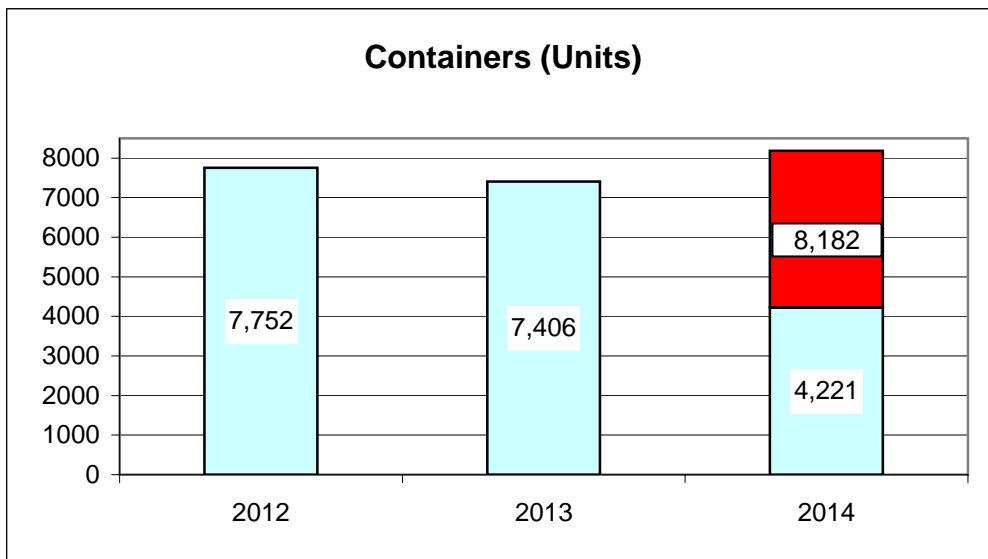
**Port of Everett
Marine Terminals Statistics Through August 2014**



65%



82%



52%