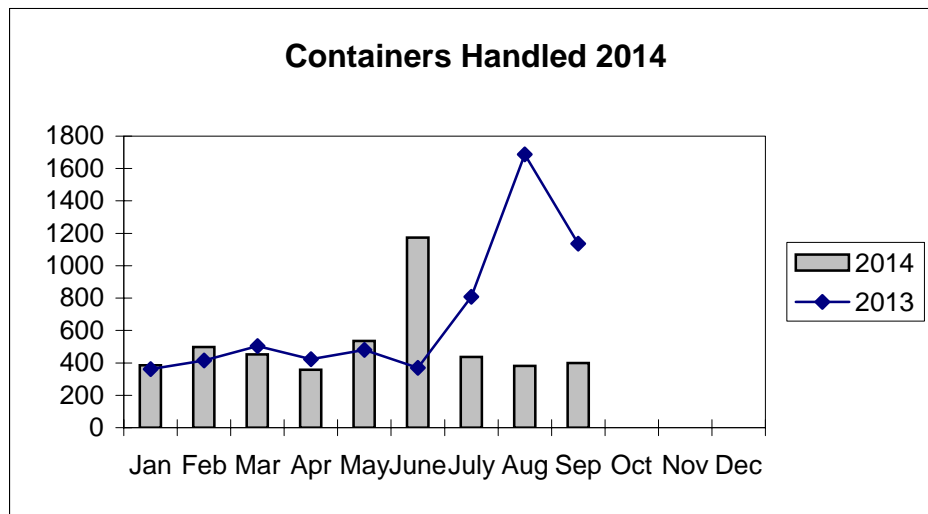
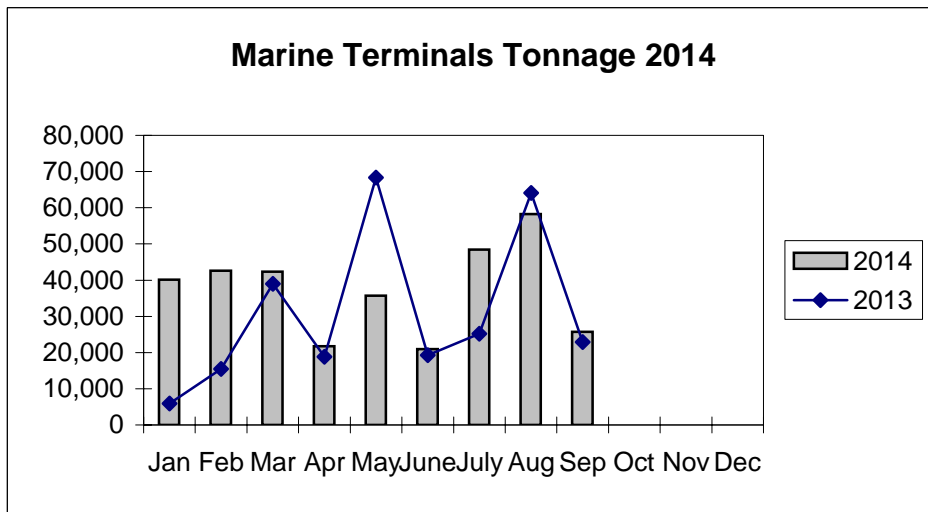
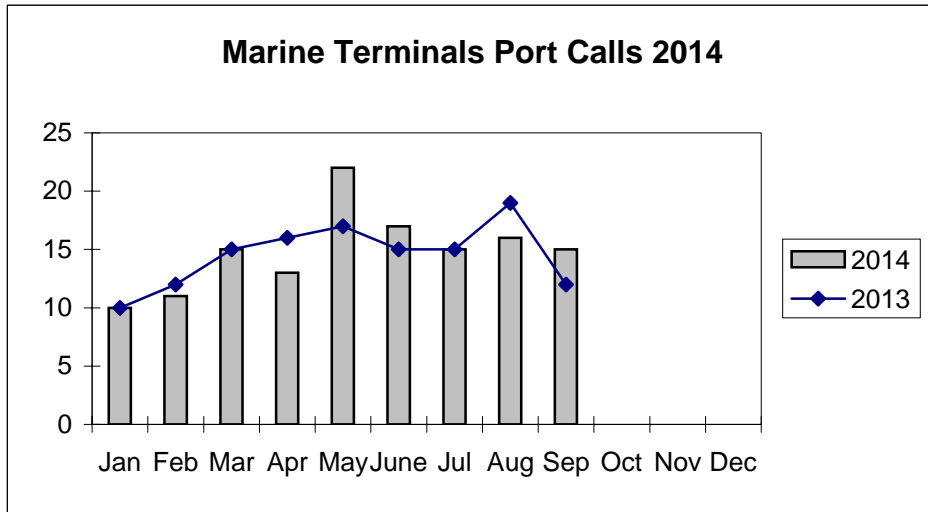


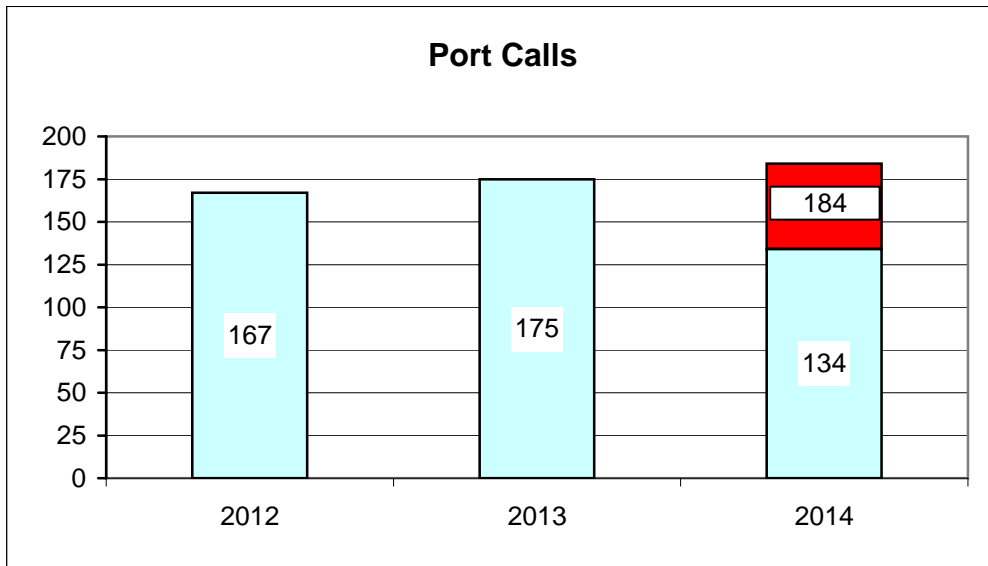
**Port of Everett
Marine Terminals Statistics Through September 2014**



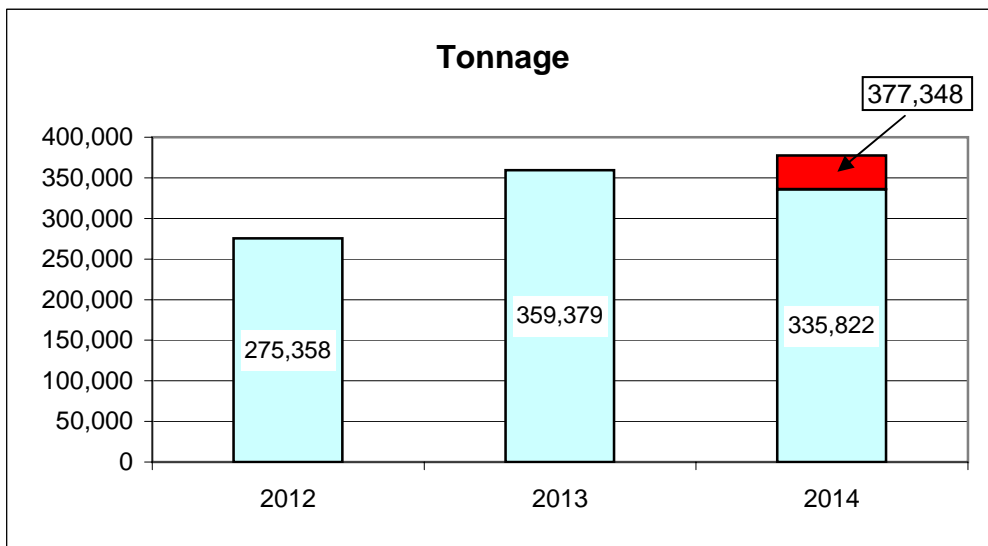
**Port of Everett
Marine Terminals Statistics Through September 2014**

Port Calls		2014	2013
Port calls YTD		134	131
	ships	75	87
	barges	59	44
Port calls this month	Sep	15	12
	ship	8	8
	barge	7	4
Port calls last month	Aug	16	19
	ship	9	13
	barge	7	6
Tonnage		2014	2013
Short Tons YTD		335,822	279,091
	In (general)	114,250	107,801
	In (cement)	35,717	-
	Out (general)	38,963	61,495
	Out (logs)	146,892	109,795
Short tons this month	Sep	25,701	22,855
	In (general)	21,949	14,034
	In (cement)	-	-
	Out (general)	3,752	8,821
	Out (logs)	-	-
Short tons last month	Aug	58,248	64,114
	In (general)	19,774	15,634
	In (cement)	35,717	-
	Out (general)	2,757	17,996
	Out (logs)	-	30,484
Container Statistics		2014	2013
Number of Units YTD		4,620	6,184
	In	2,704	3,627
	Out	1,916	2,557
Number of Units This Month	Sep	399	1,136
	In	244	696
	Out	155	440
Number of Units Last Month	Aug	382	1,687
	In	259	870
	Out	123	817

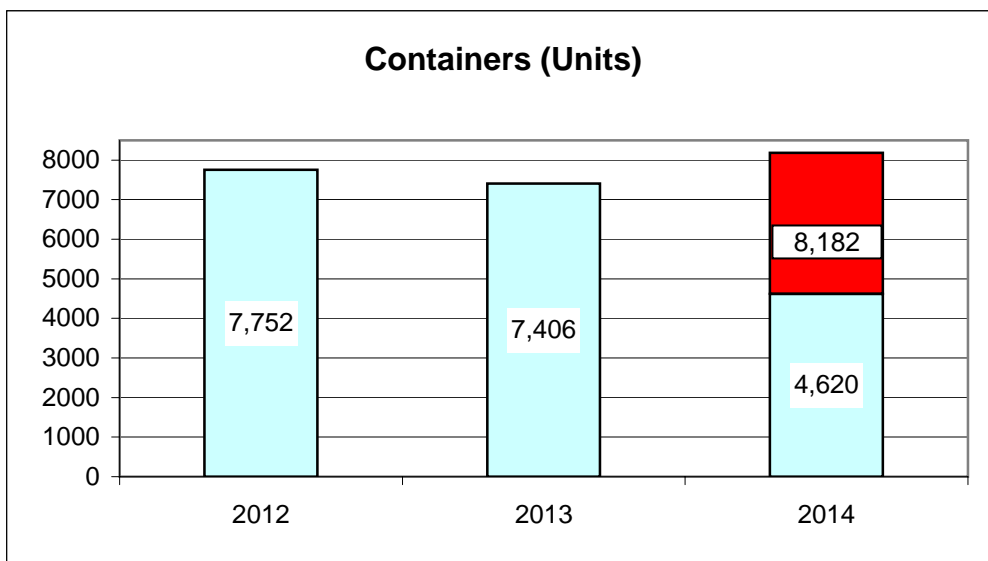
**Port of Everett
Marine Terminals Statistics Through September 2014**



73%



89%



56%