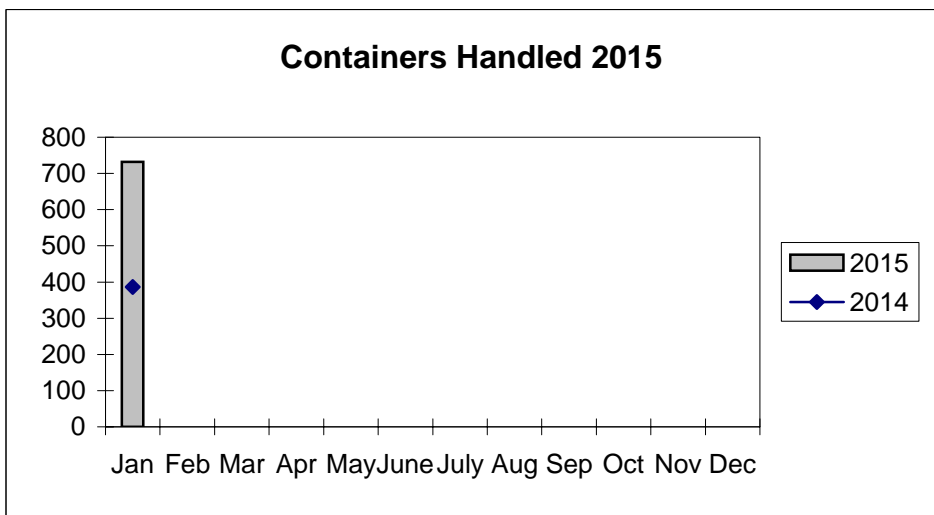
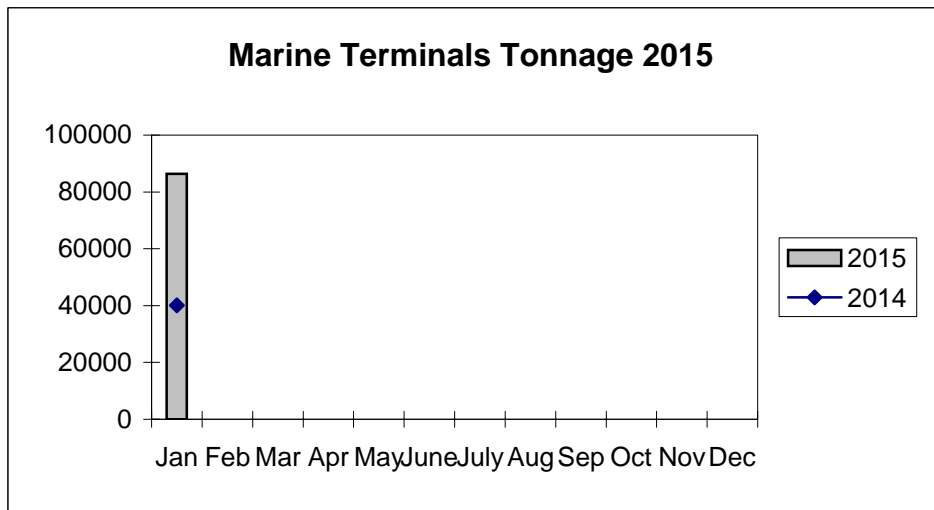
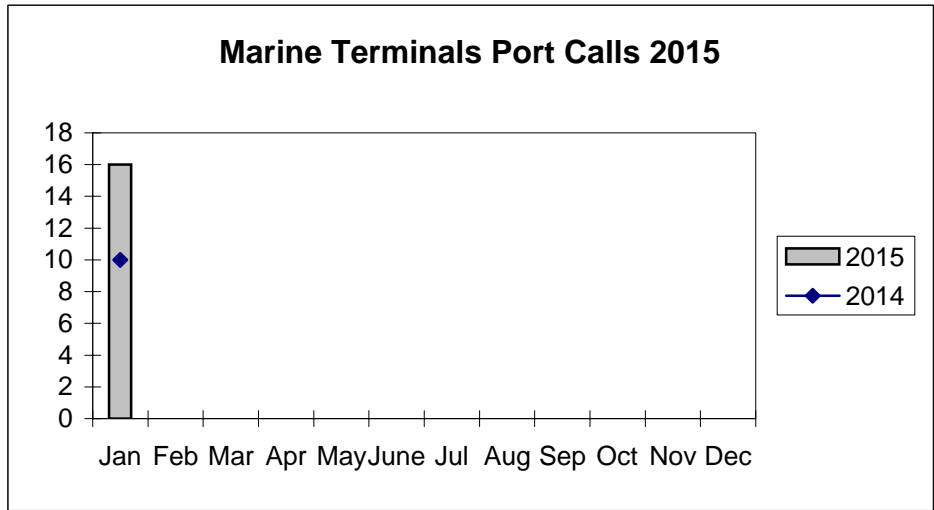


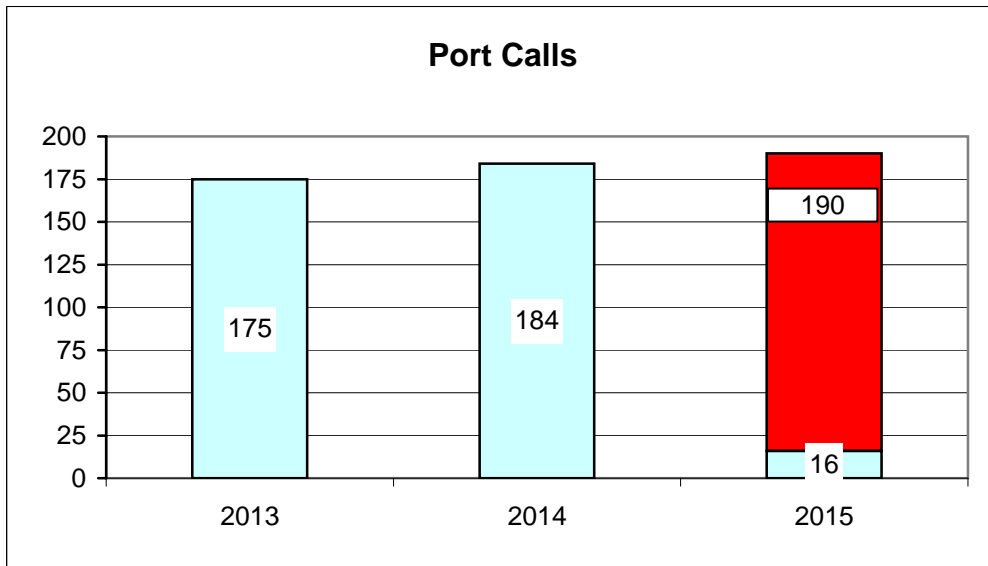
**Port of Everett
Marine Terminals Statistics Through January 2015**



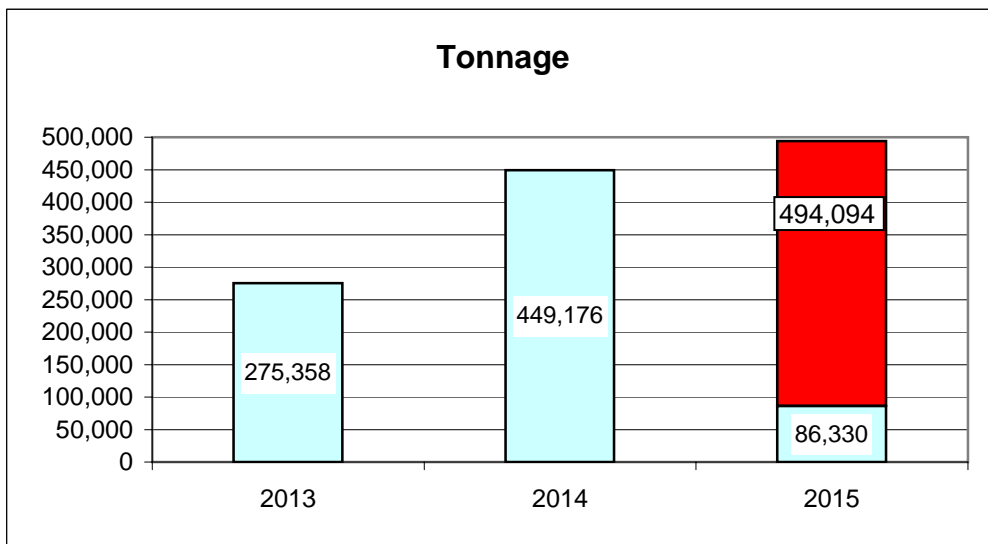
Port of Everett
Marine Terminals Statistics Through January 2015

Port Calls		2015/4	2014/3
Port calls YTD		16	10
	Ships	13	6
	Barges	3	4
Port calls this month	Jan	16	10
	Ships	13	6
	Barges	3	4
Port calls last month	Dec	15	15
	Ships	11	8
	Barges	4	7
Tonnage		2015/4	2014/3
Short Tons YTD		86,330	40,117
	In (general)	41,520	4,903
	In (cement)	-	-
	Out	9,623	1,559
	Out (logs)	35,187	33,655
Short tons this month	Jan	86,330	40,117
	In (general)	41,520	4,903
	In (cement)	-	-
	Out	9,623	1,559
	Out (logs)	35,187	33,655
Short tons last month	Dec	34,908	8,238
	In (general)	6,646	6,297
	In (cement)	-	-
	Out	15,897	1,941
	Out (logs)	12,365	-
Container Statistics		2015/4	2014/3
Number of Units YTD		732	386
	In	348	303
	Out	384	83
Number of Units This Month	Jan	732	386
	In	348	303
	Out	384	83
Number of Units Last Month	Dec	881	470
	In	296	333
	Out	585	137

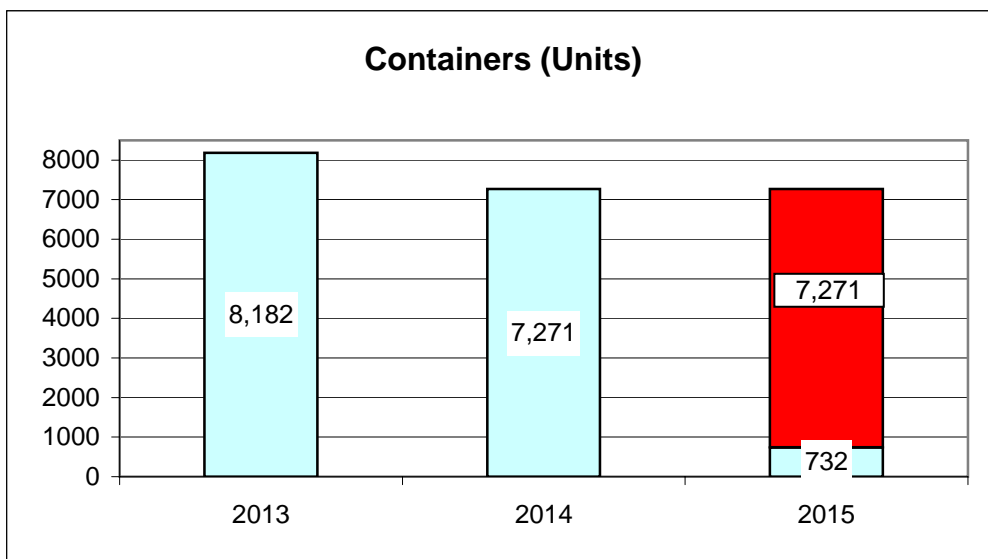
Port of Everett Marine Terminals Statistics Through January 2015



8%



17%



10%