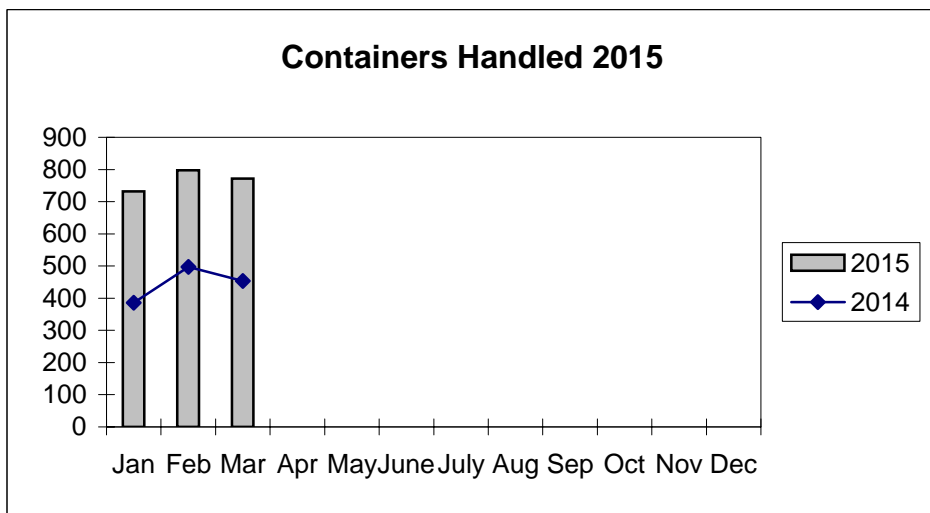
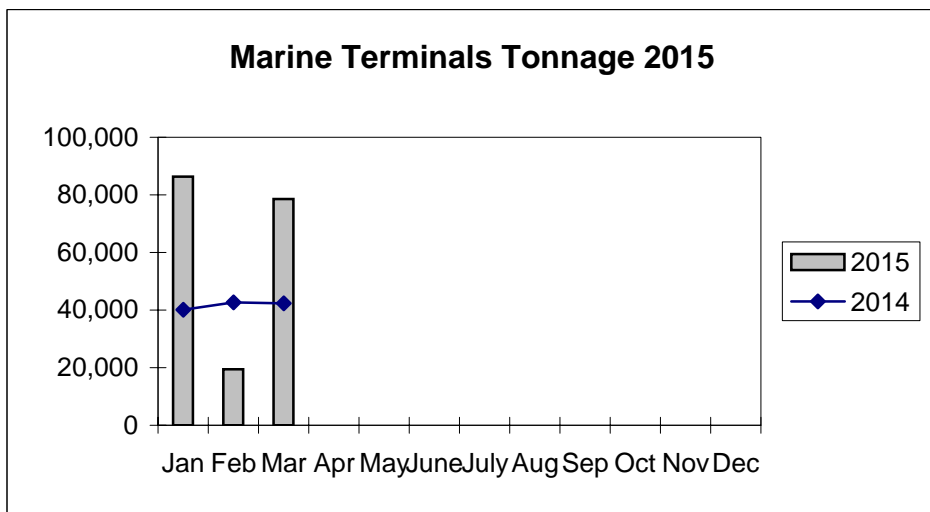
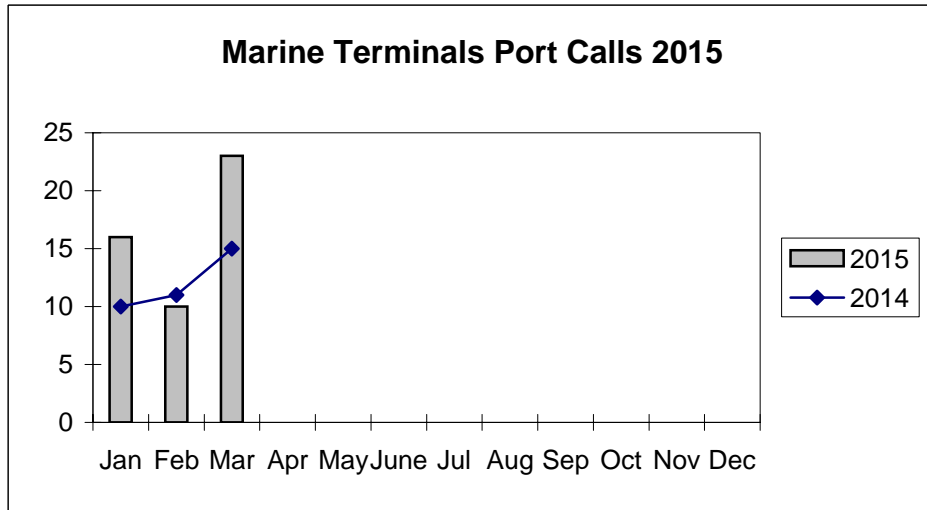


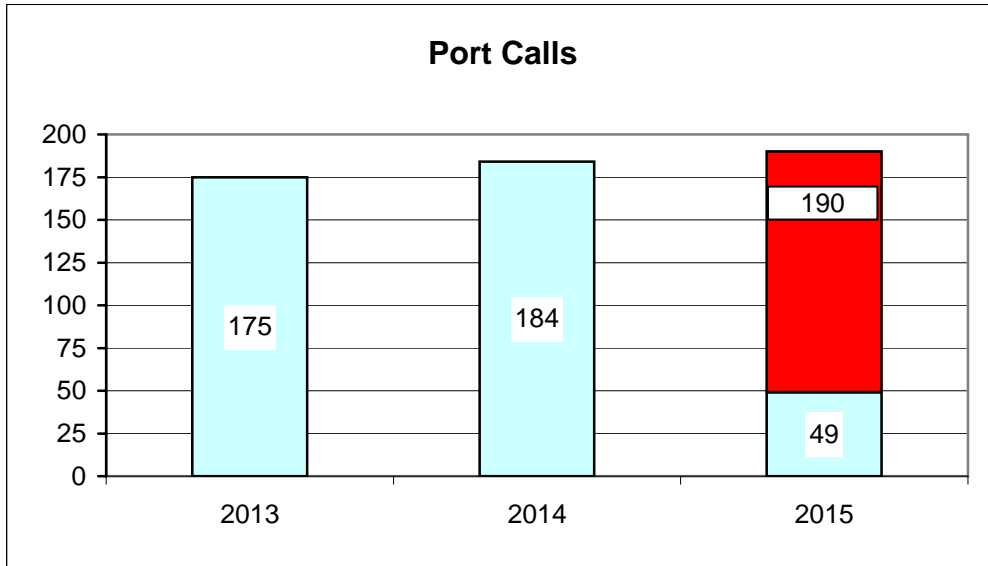
**Port of Everett
Marine Terminals Tonnage Through March 2015**



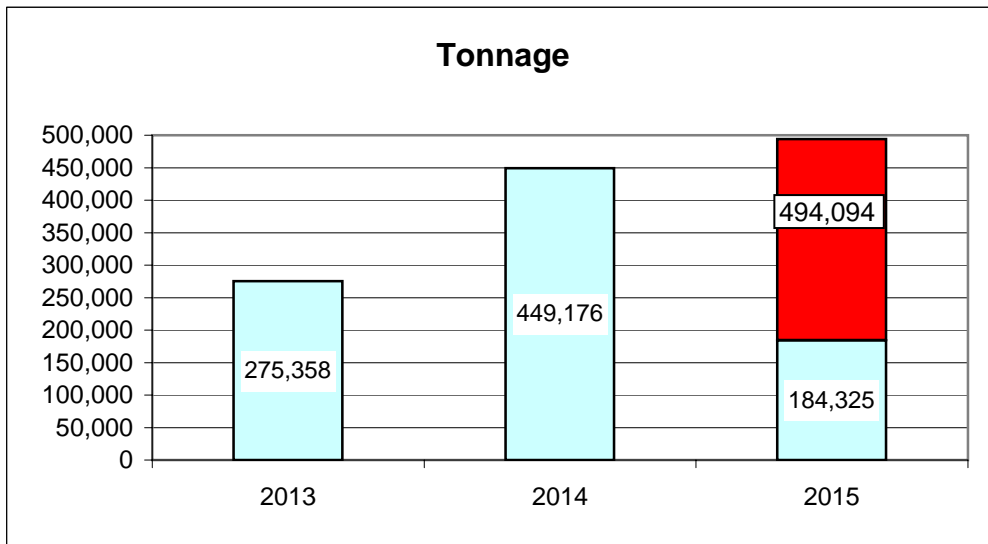
**Port of Everett
Marine Terminals Tonnage Through March 2015**

Port Calls			2015	2014
Port calls YTD			49	36
	ships		36	21
	barges		13	15
Port calls this month		Mar	23	15
	ship		16	8
	barge		7	7
Port calls last month		Feb	10	11
	ship		7	7
	barge		3	4
Tonnage			2015	2014
Short Tons YTD			184,325	125,064
	In (general)		88,842	15,368
	Out		22,536	6,425
	Out (logs)		72,947	103,271
Short tons This Month		Mar	78,538	42,321
	In (general)		29,351	4,968
	Out		11,427	2,696
	Out (logs)		37,760	34,657
Short tons Last Month		Feb	19,457	42,627
	In (general)		17,971	5,497
	Out		1,486	2,170
	Out (logs)		-	34,960
Container Statistics			2015	2014
Number of Units YTD			2,302	1,336
	In		1,420	971
	Out		882	365
Number of Units This Month		Mar	772	453
	In		379	321
	Out		393	132
Number of Units Last Month		Feb	798	497
	In		693	347
	Out		105	150

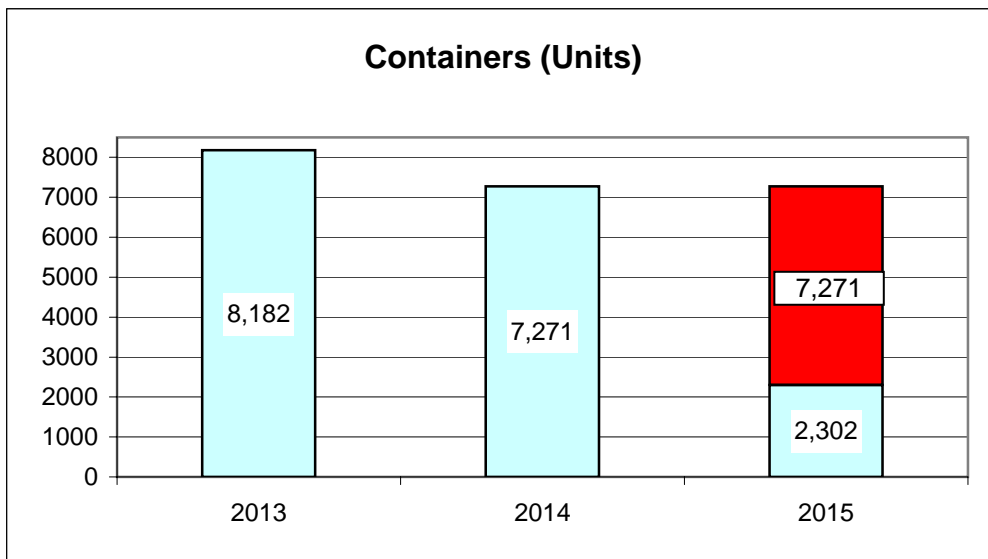
**Port of Everett
Marine Terminals Statistics Through March 2015**



26%



37%



32%