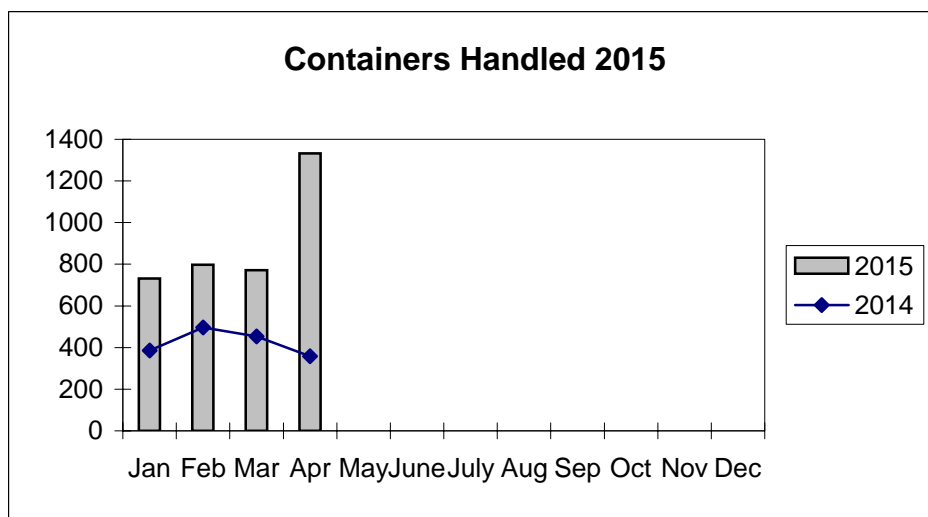
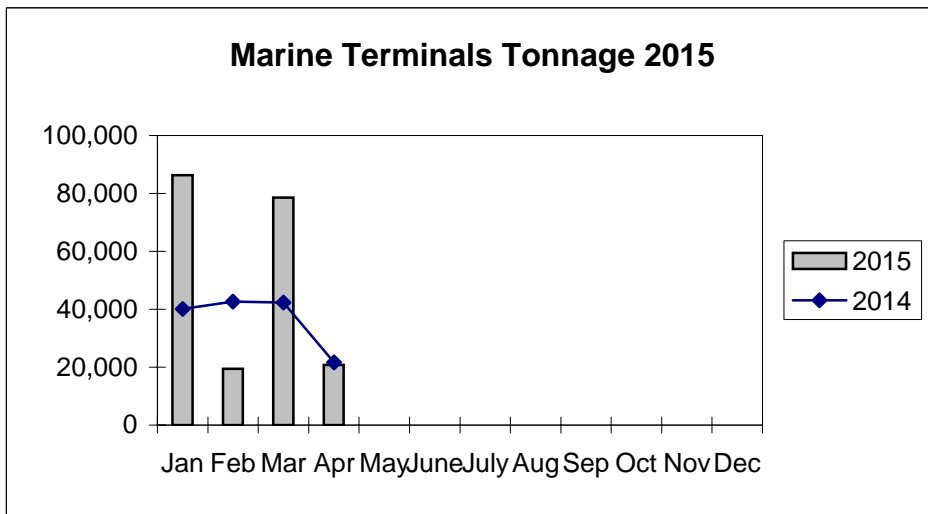
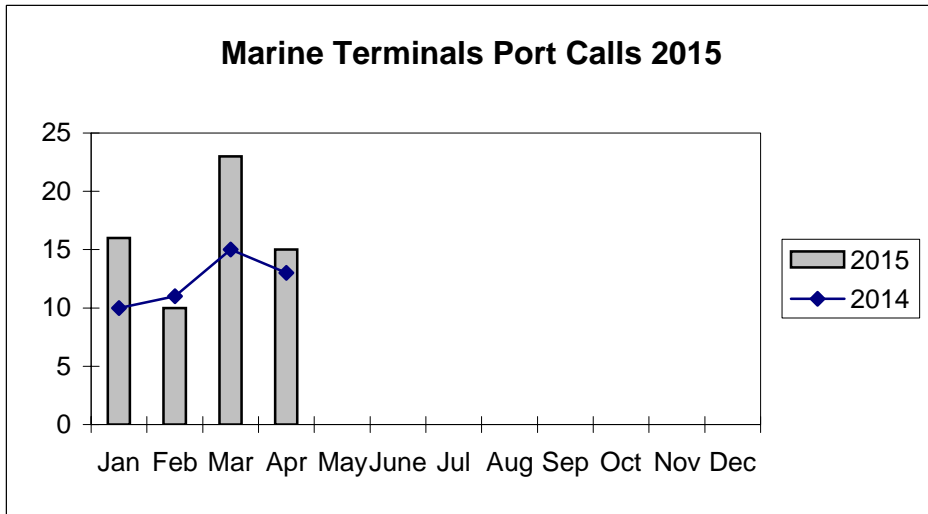


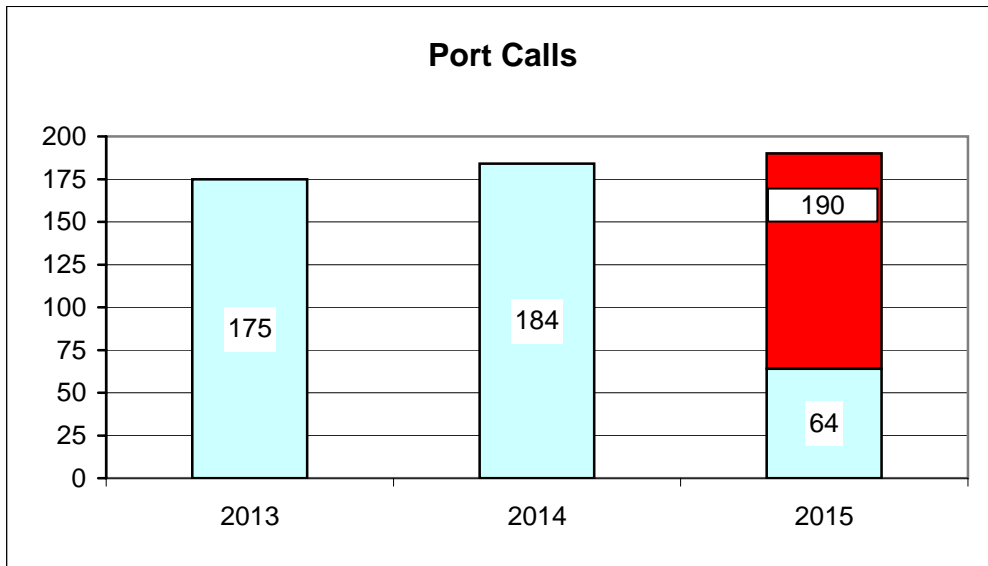
**Port of Everett  
Marine Terminals Tonnage Through April 2015**



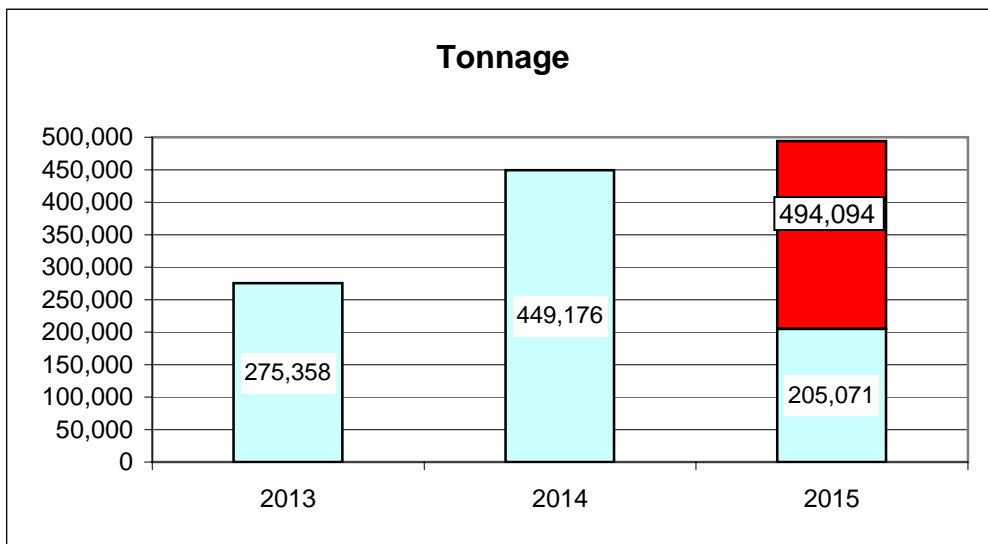
**Port of Everett  
Marine Terminals Tonnage Through April 2015**

<b>Port Calls</b>		<b>2015</b>	<b>2014</b>
Port calls YTD		64	48
	ships	49	27
	barges	15	21
Port calls this month	April	15	13
	ship	13	7
	barge	2	6
Port calls last month	March	23	15
	ship	16	8
	barge	7	7
<b>Tonnage</b>		<b>2015</b>	<b>2014</b>
Short Tons YTD		205,061	146,769
	In (general)	100,309	19,781
	Out	31,806	7,959
	Out (logs)	72,946	119,029
Short tons This Month	April	20,736	21,704
	In (general)	11,954	4,412
	Out	8,782	1,534
	Out (logs)	-	15,758
Short tons Last Month	March	78,538	42,590
	In (general)	29,351	4,968
	Out	11,427	2,966
	Out (logs)	37,760	34,656
<b>Container Statistics</b>		<b>2015</b>	<b>2014</b>
Number of Units YTD		3,635	1,694
	In	2,389	1,252
	Out	1,246	442
Number of Units This Month	April	1,333	358
	In	969	281
	Out	364	77
Number of Units Last Month	March	772	453
	In	379	321
	Out	393	132

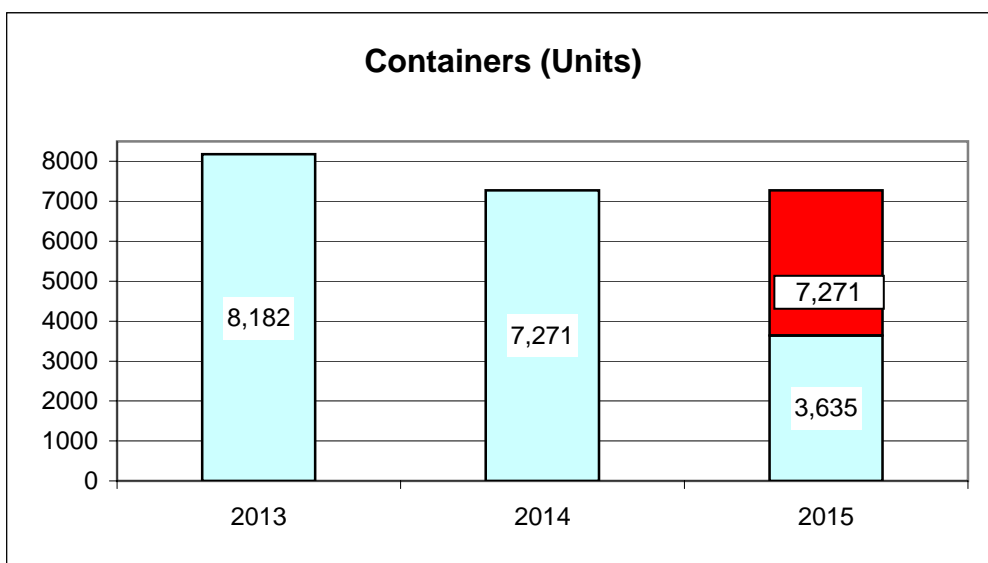
**Port of Everett  
Marine Terminals Statistics Through April 2015**



34%



42%



50%