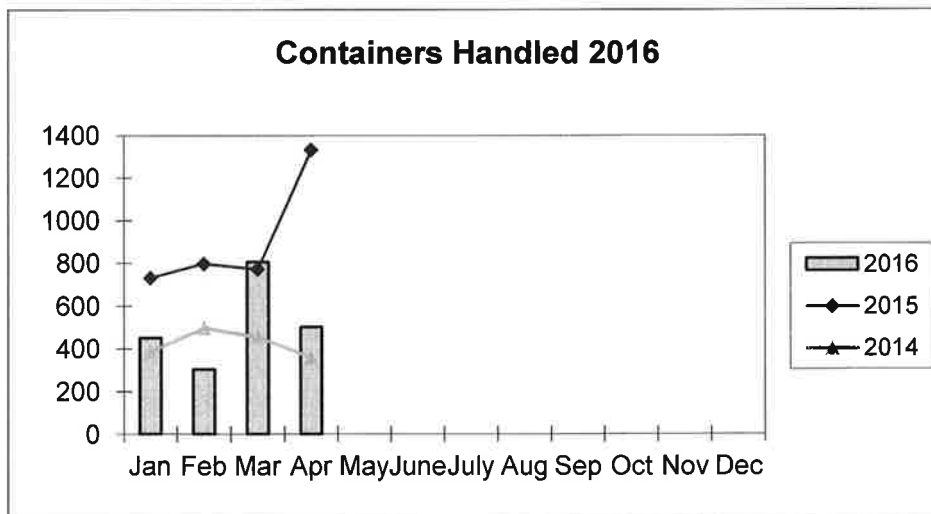
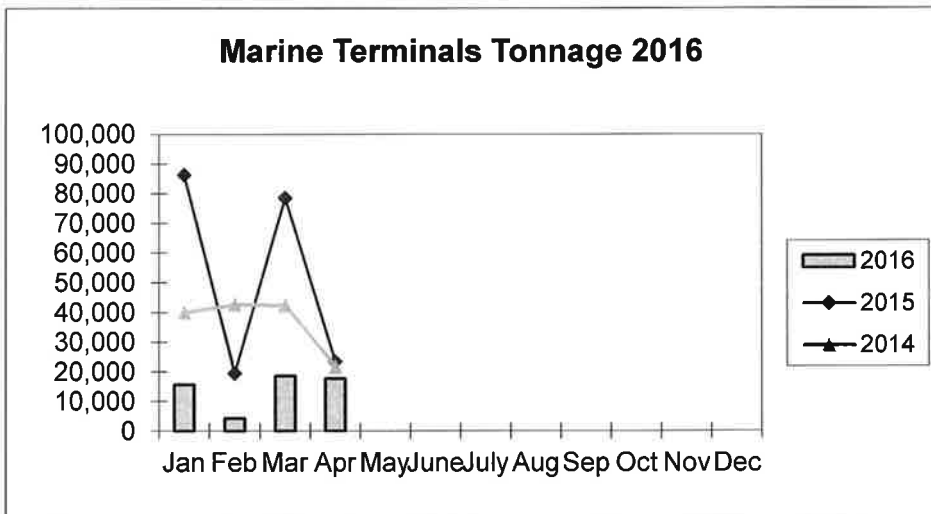
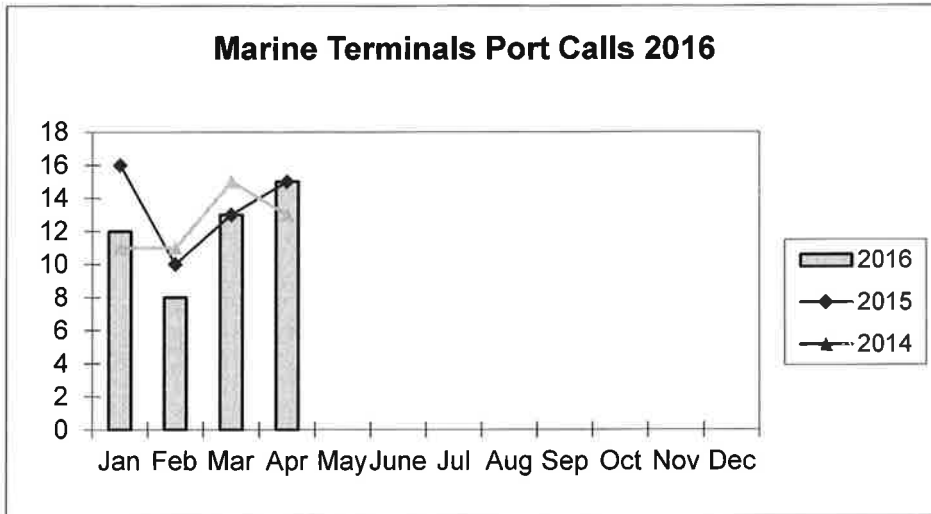


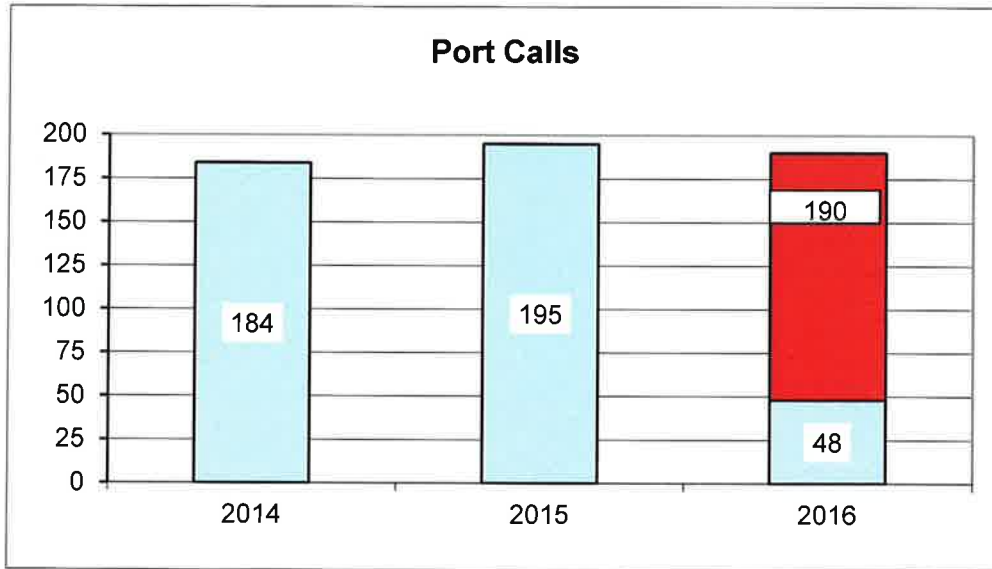
**Port of Everett
Marine Terminals Tonnage Through April 2016**



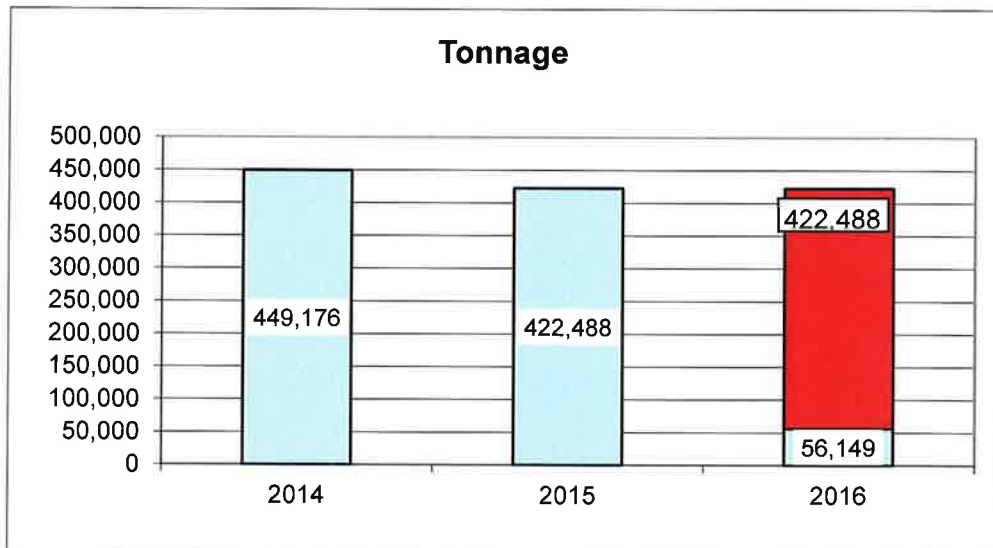
Port of Everett
Marine Terminals Tonnage Through April 2016

Port Calls			2016	2015	2014
Port calls YTD			48	64	48
	ships		26	49	27
	barges		22	15	21
Port calls this month		April	15	15	13
	ship		8	13	7
	barge		7	2	6
Port calls last month		March	13	23	15
	ship		7	16	8
	barge		6	7	7
Tonnage			2016	2015	2014
Short Tons YTD			56,149	205,061	146,769
	In (general)		24,311	100,309	19,781
	In (cement)		17,327		
	Out		14,511	31,806	7,959
	Out (logs)		-	72,946	119,029
Short tons This Month		April	17,703	20,736	21,704
	In (general)		7,102	11,954	4,412
	In (cement)		6,211		
	Out		4,390	8,782	1,534
	Out (logs)		-	-	15,758
Short tons Last Month		March	18,031	78,538	42,590
	In (general)		8,203	28,864	4,968
	In (cement)		6,397		
	Out		3,431	11,914	2,966
	Out (logs)			37,760	34,656
Container Statistics			2016	2015	2014
Number of Units YTD			2,061	3,635	1,694
	In		1,307	2,389	1,252
	Out		754	1,246	442
Number of Units This Month		April	501	1,333	358
	In		266	969	281
	Out		235	364	77
Number of Units Last Month		March	807	772	453
	In		603	379	321
	Out		204	393	132

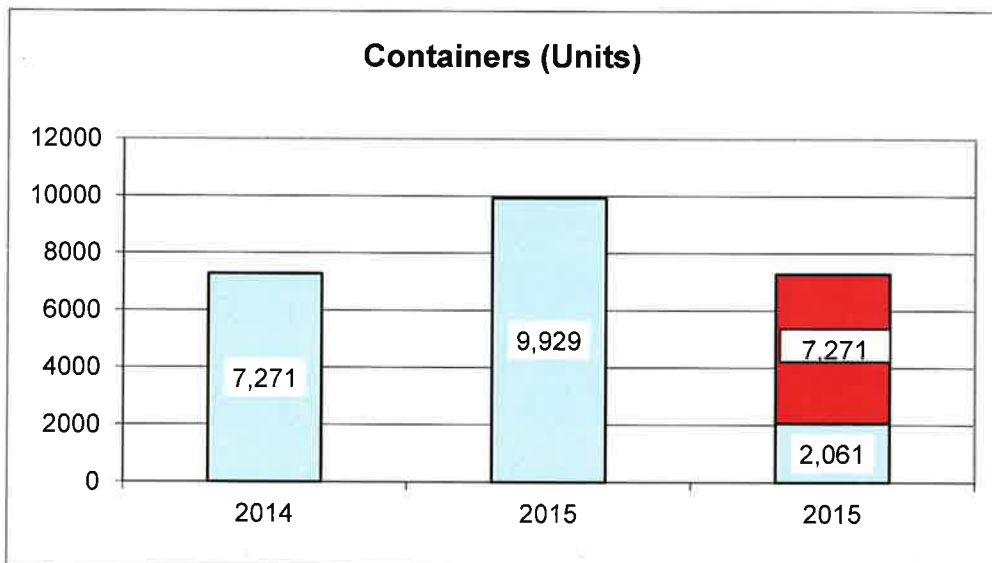
Port of Everett Marine Terminals Statistics Through April 2016



25%



13%



28%