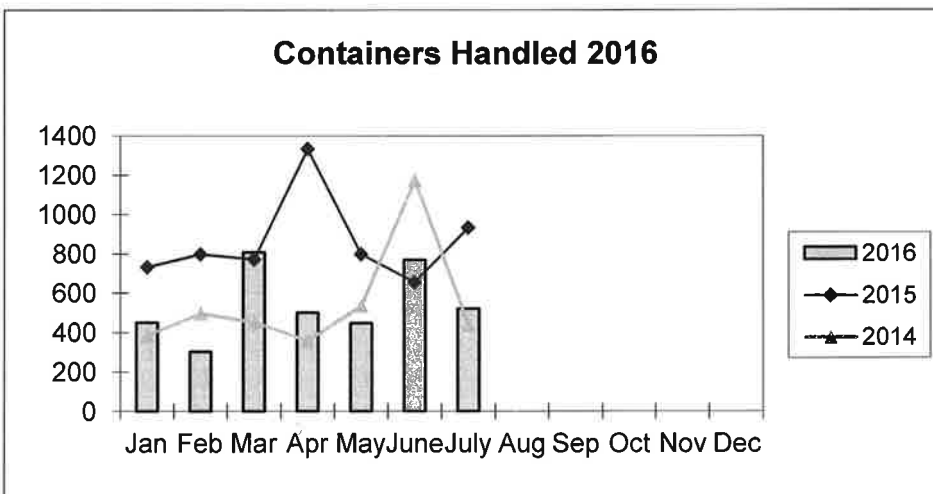
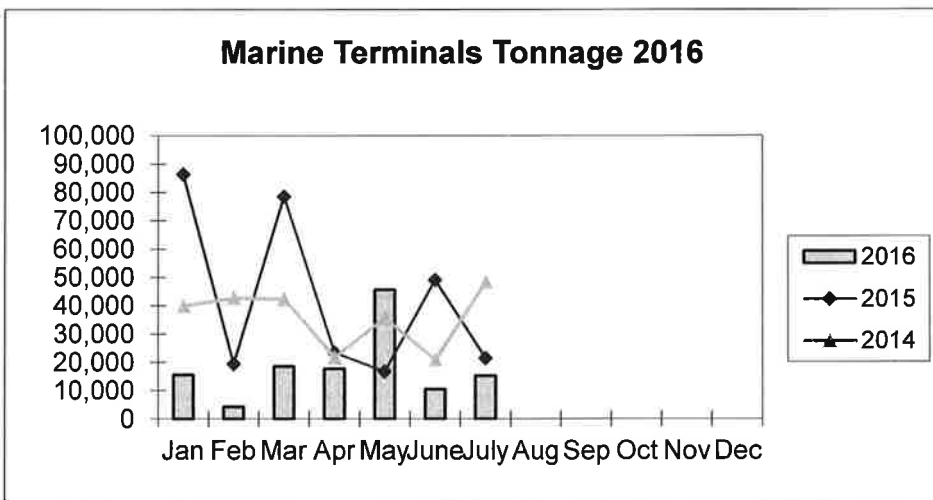
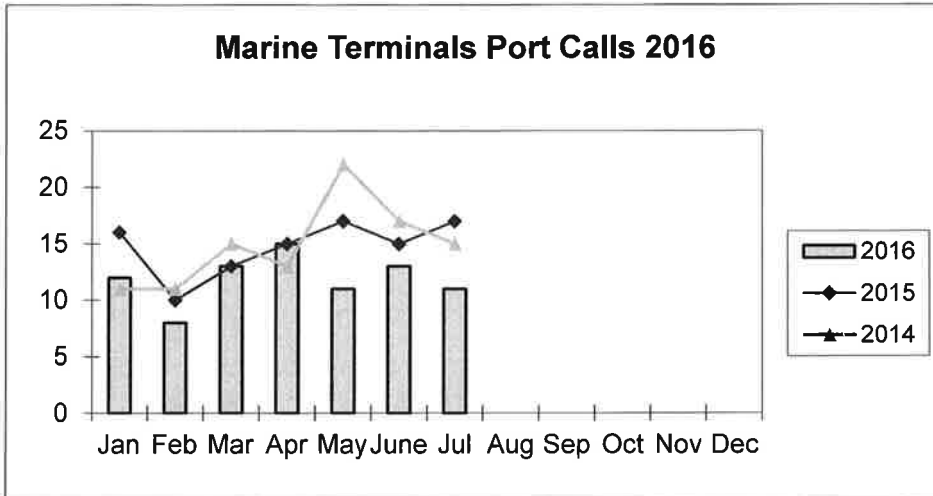


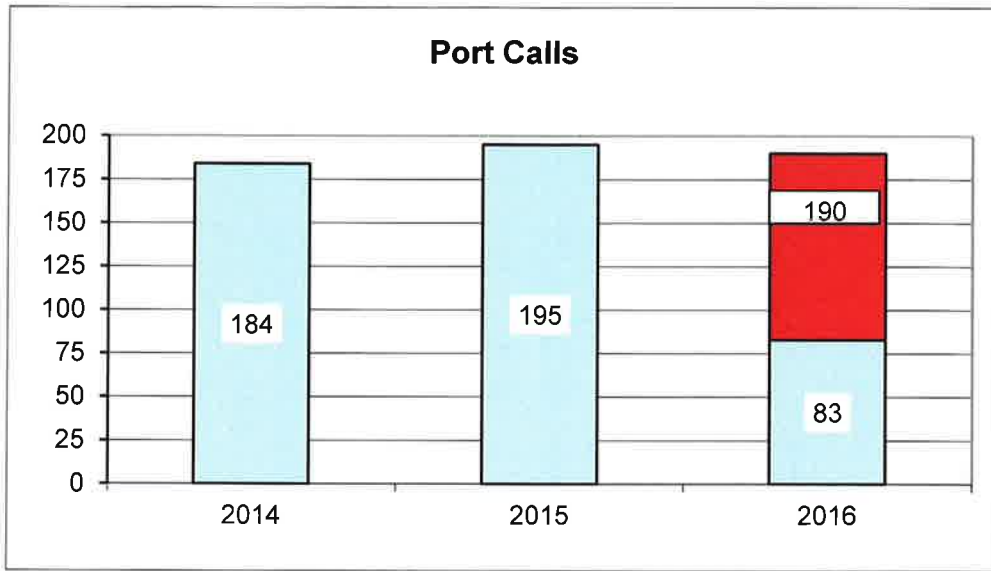
**Port of Everett  
Marine Terminals Statistics Through July 2016**



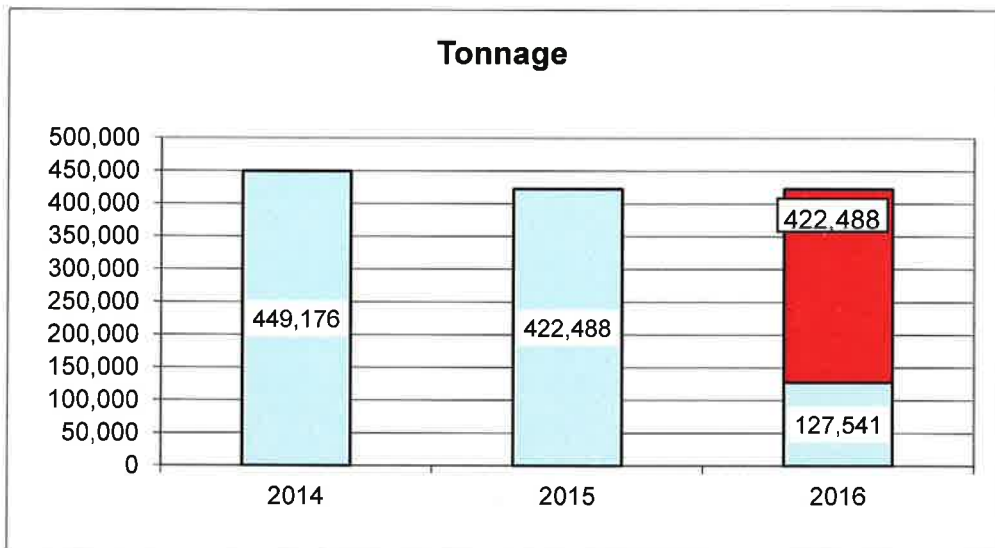
**Port of Everett**  
**Marine Terminals Statistics Through July 2016**

<b>Port Calls</b>			<b>2016</b>	<b>2015</b>	<b>2014</b>
Port calls YTD			83	112	103
	ships		45	84	58
	barges		38	28	45
Port calls this month		July	11	17	15
	ship		5	13	11
	barge		6	4	4
Port calls last month		June	13	15	17
	ship		8	10	9
	barge		5	5	8
<b>Tonnage</b>			<b>2016</b>	<b>2015</b>	<b>2014</b>
Short Tons YTD			127,541	292,666	251,873
	In (general)		37,856	132,036	72,527
	In (cement)		28,771	-	-
	Out		25,632	53,434	32,454
	Out (logs)		35,282	107,196	146,892
Short tons This Month		July	15,242	21,505	48,426
	In (general)		3,792	11,643	17,260
	In (cement)		6,929	-	-
	Out		4,521	9,862	3,303
	Out (logs)		-	-	27,863
Short tons Last Month		June	10,520	49,059	20,924
	In (general)		6,212	9,214	4,600
	In (cement)		-	-	-
	Out		4,308	5,595	16,324
	Out (logs)		-	34,250	-
<b>Container Statistics</b>			<b>2016</b>	<b>2015</b>	<b>2014</b>
Number of Units YTD			3,797	6,014	3,839
	In		2,473	3,681	2,201
	Out		1,324	2,333	1,638
Number of Units This Month		July	521	933	437
	In		310	357	315
	Out		211	576	122
Number of Units Last Month		June	768	655	1,173
	In		529	392	301
	Out		239	263	872

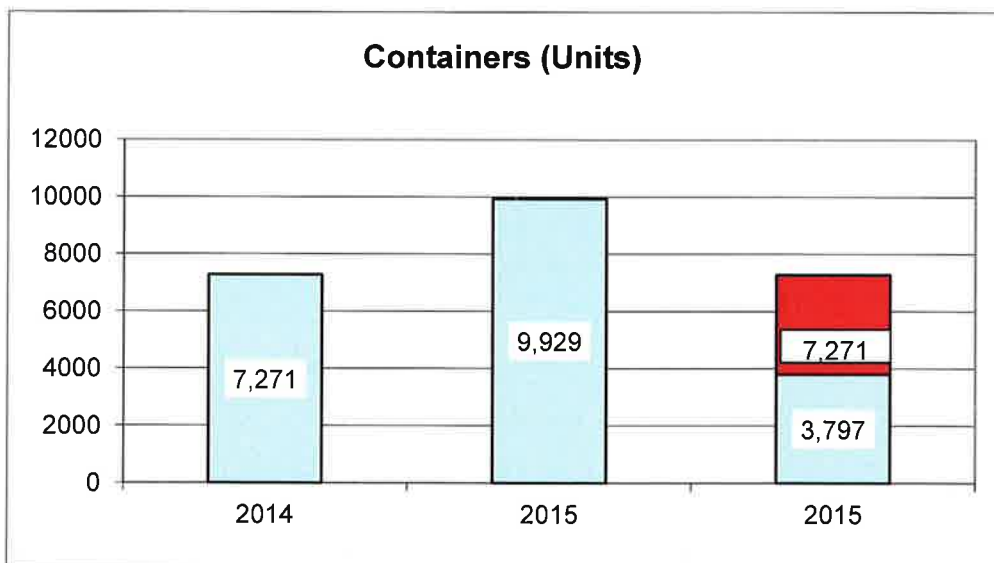
## Port of Everett Marine Terminals Statistics Through July 2016



44%



30%



52%