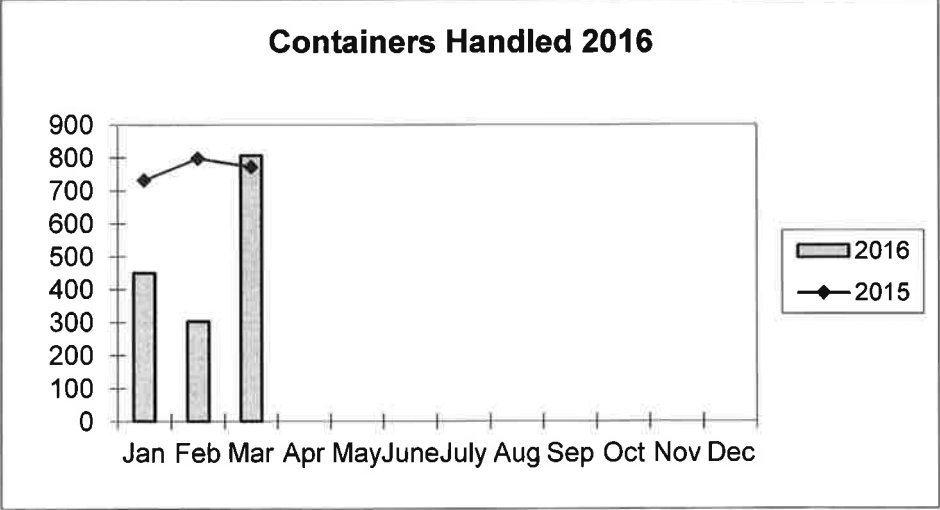
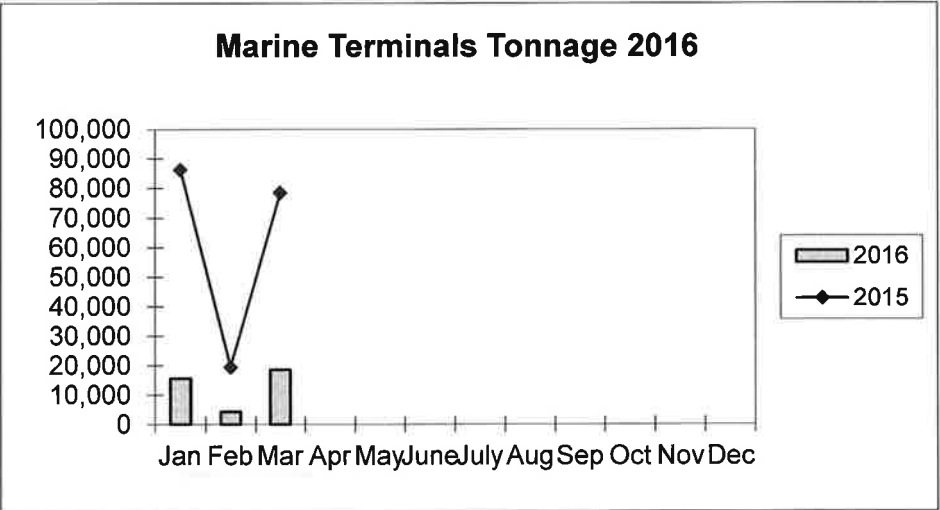
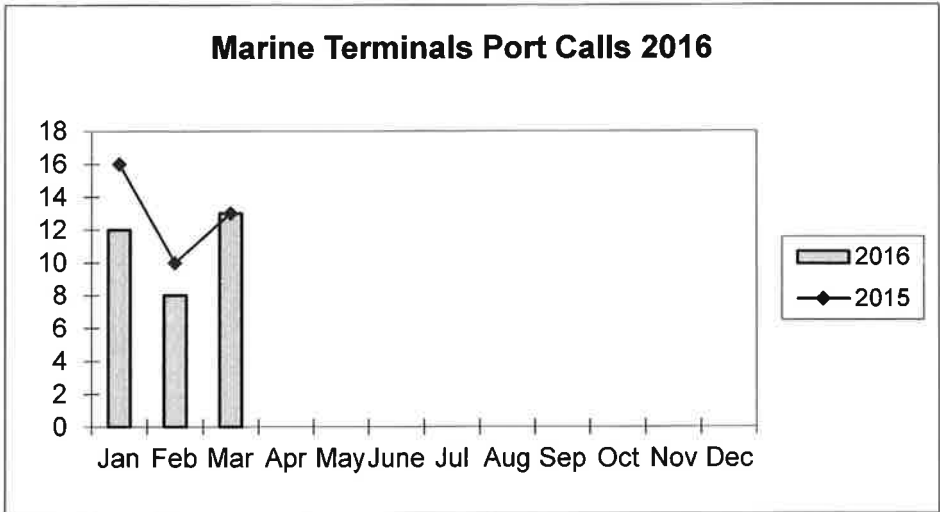


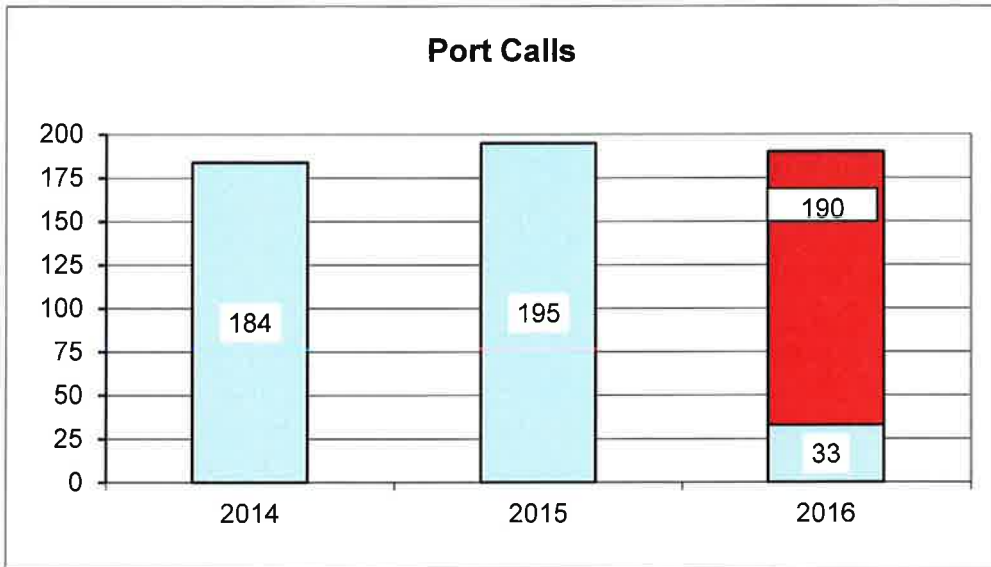
**Port of Everett
Marine Terminals Tonnage Through March 2016**



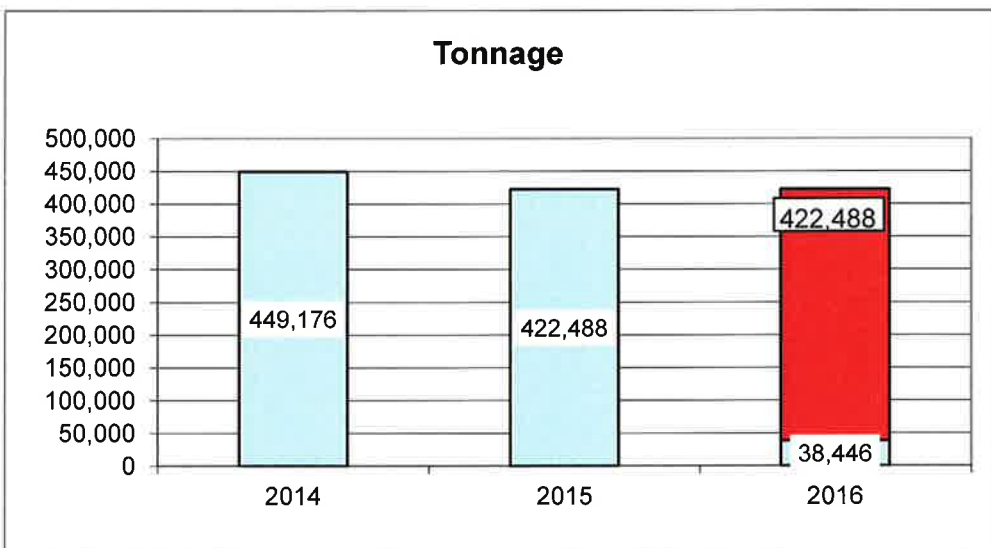
**Port of Everett
Marine Terminals Tonnage Through March 2016**

Port Calls		2016	2015
Port calls YTD		33	49
	ships	18	36
	barges	15	13
Port calls this month	Mar	13	23
	ship	7	16
	barge	6	7
Port calls last month	Feb	8	10
	ship	4	7
	barge	4	3
Tonnage		2016	2015
Short Tons YTD		38,446	183,838
	In (general)	17,209	88,355
	In (cement)	11,116	-
	Out	10,121	22,536
	Out (logs)	-	72,947
Short tons This Month	Mar	18,553	78,538
	In (general)	8,203	28,864
	in (cement)	6,397	-
	Out	3,953	11,914
	Out (logs)	-	37,760
Short tons Last Month	Feb	4,291	19,457
	In (general)	3,344	17,971
	In (cement)	-	-
	Out	947	1,486
	Out (logs)	-	-
Container Statistics		2016	2015
Number of Units YTD		1,560	2,302
	In	1,041	1,420
	Out	519	882
Number of Units This Month	Mar	807	772
	In	603	379
	Out	204	393
Number of Units Last Month	Feb	303	798
	In	237	693
	Out	66	105

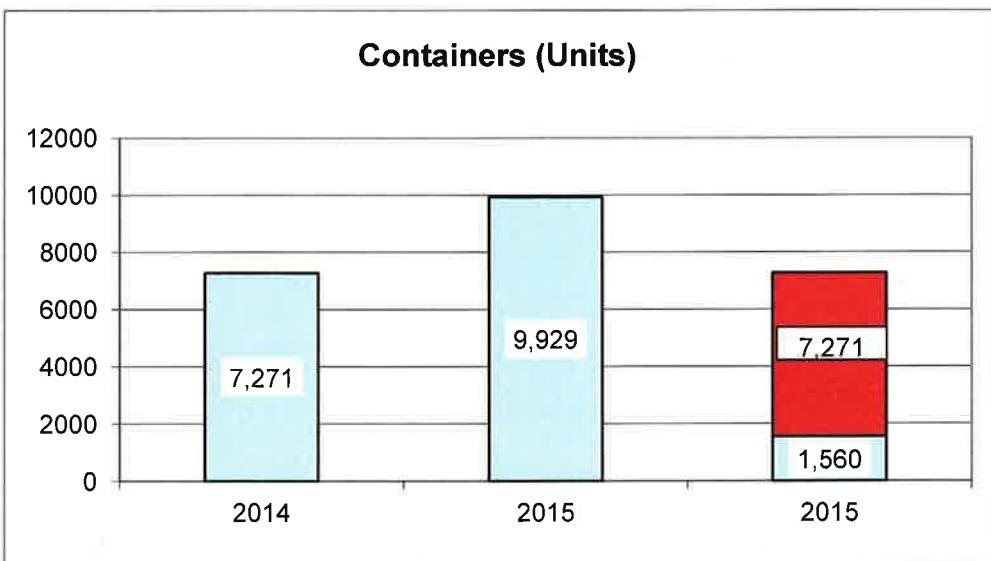
**Port of Everett
Marine Terminals Statistics Through March 2016**



17%



9%



21%