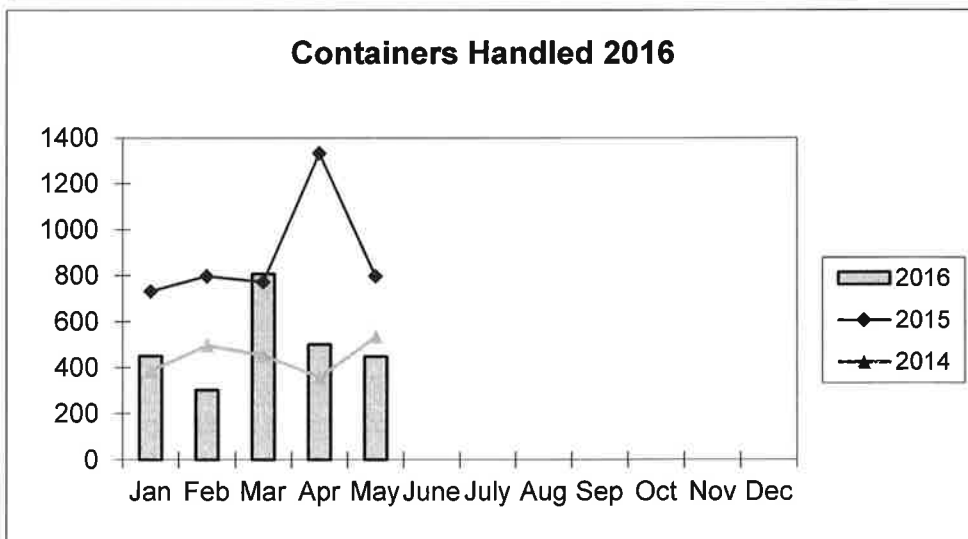
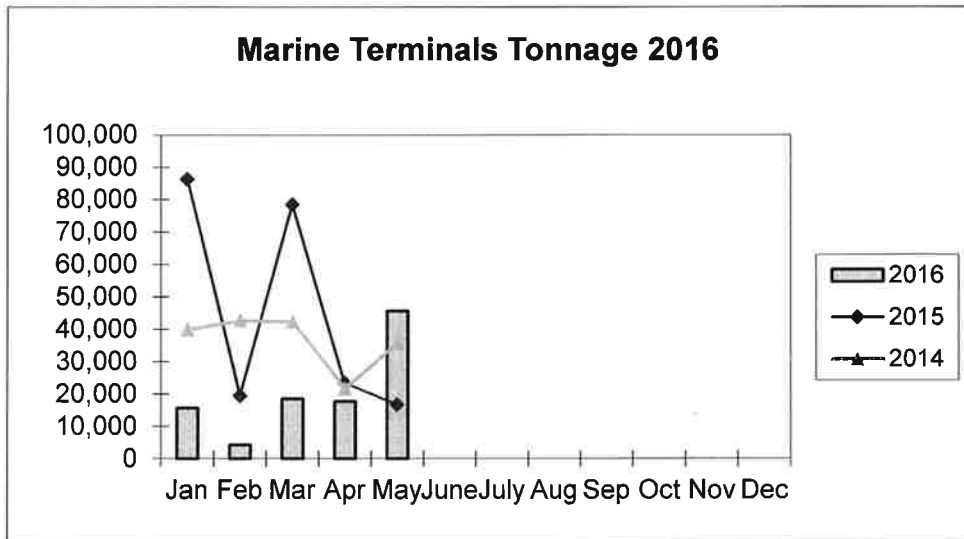
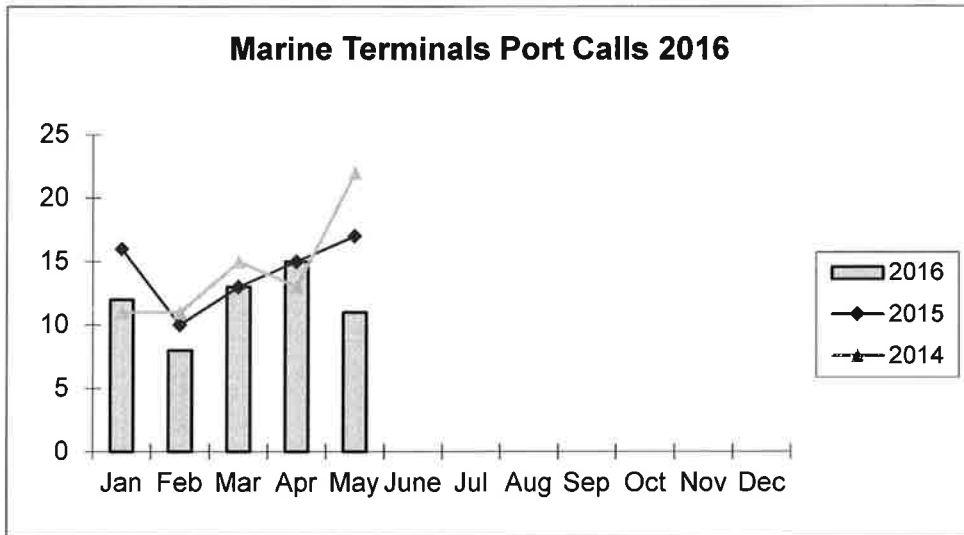


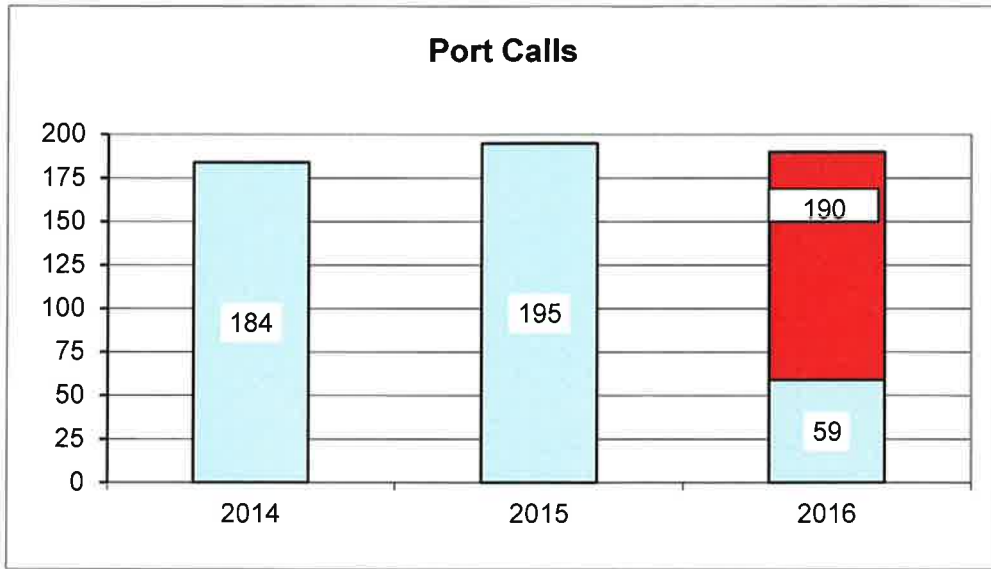
**Port of Everett  
Marine Terminals Tonnage Through May 2016**



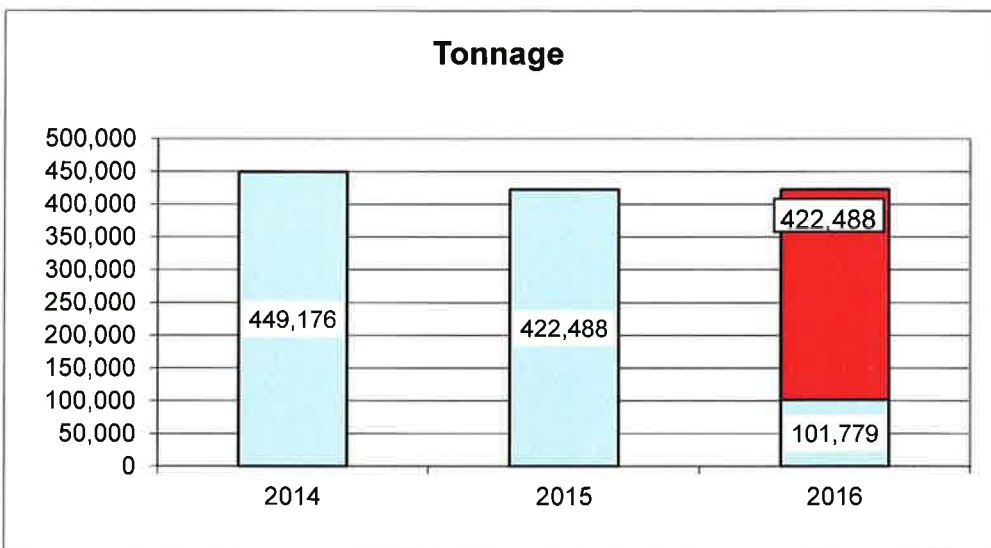
**Port of Everett**  
**Marine Terminals Tonnage Through May 2016**

<b>Port Calls</b>			<b>2016</b>	<b>2015</b>	<b>2014</b>
Port calls YTD			59	80	70
	ships		32	61	39
	barges		27	19	31
Port calls this month		May	11	16	22
	ship		6	12	12
	barge		5	4	10
Port calls last month		April	15	15	13
	ship		8	13	7
	barge		7	2	6
<b>Tonnage</b>			<b>2016</b>	<b>2015</b>	<b>2014</b>
Short Tons YTD			101,779	222,102	182,522
	In (general)		27,852	111,180	50,667
	In (cement)		21,842		
	Out		16,803	37,976	12,826
	Out (logs)		35,282	72,946	119,029
Short tons This Month		May	45,630	17,041	35,754
	In (general)		3,544	10,871	30,887
	In (cement)		4,512		
	Out		2,292	6,170	4,867
	Out (logs)		35,282	-	-
Short tons Last Month		April	11,492	20,736	21,704
	In (general)		7,102	11,954	4,412
	In (cement)				
	Out		4,390	8,782	1,534
	Out (logs)		-	-	15,758
<b>Container Statistics</b>			<b>2016</b>	<b>2015</b>	<b>2014</b>
Number of Units YTD			2,508	4,433	2,229
	In		1,634	2,939	1,585
	Out		874	1,494	644
Number of Units This Month		May	447	798	535
	In		327	550	333
	Out		120	248	202
Number of Units Last Month		April	501	1,333	358
	In		266	969	281
	Out		235	364	77

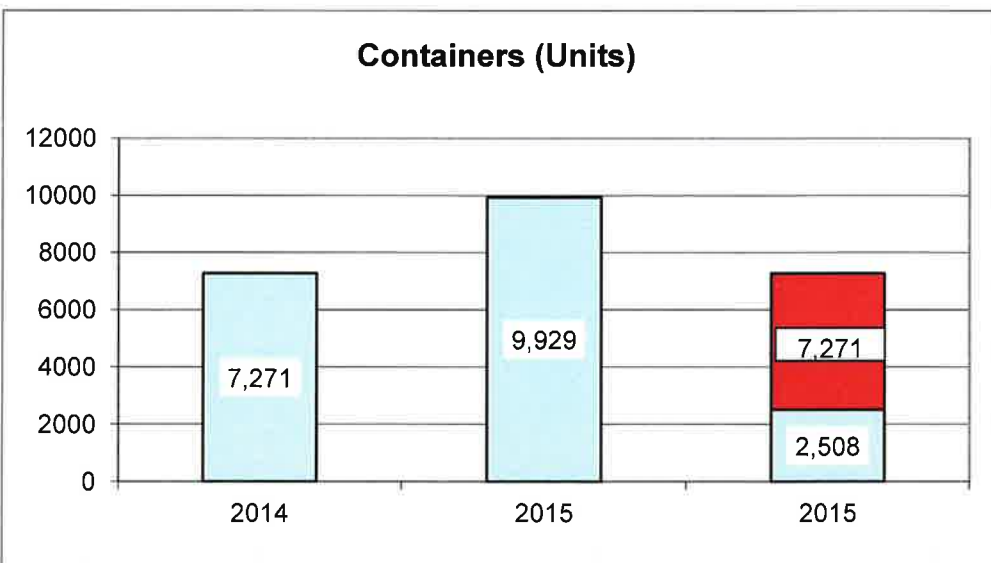
**Port of Everett  
Marine Terminals Statistics Through May 2016**



31%



24%



34%