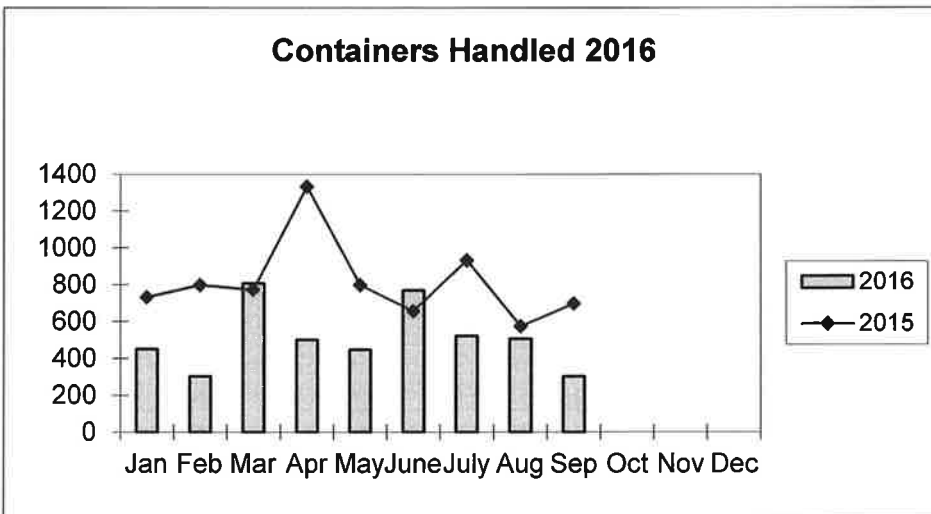
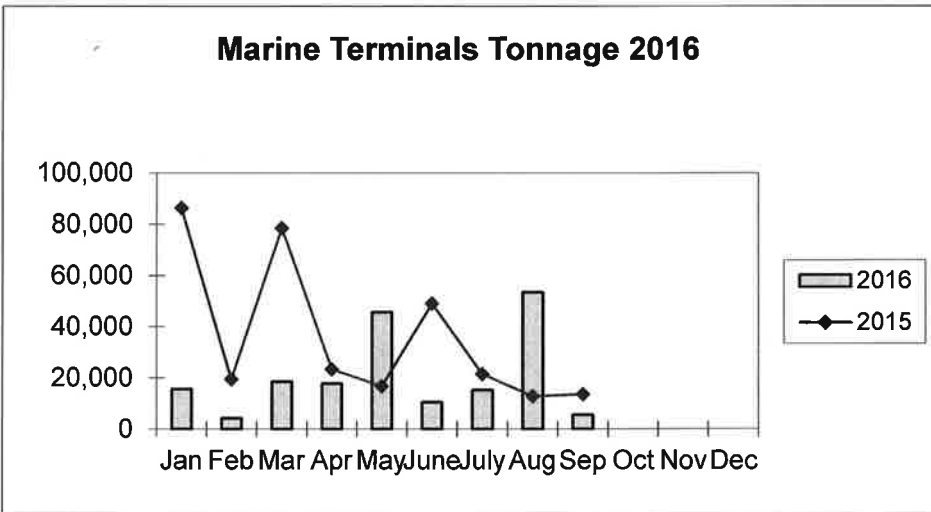
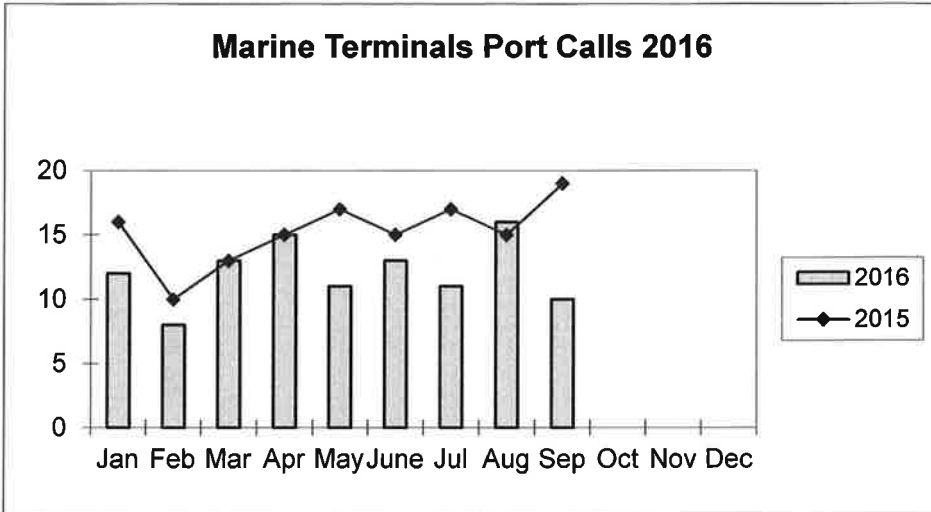


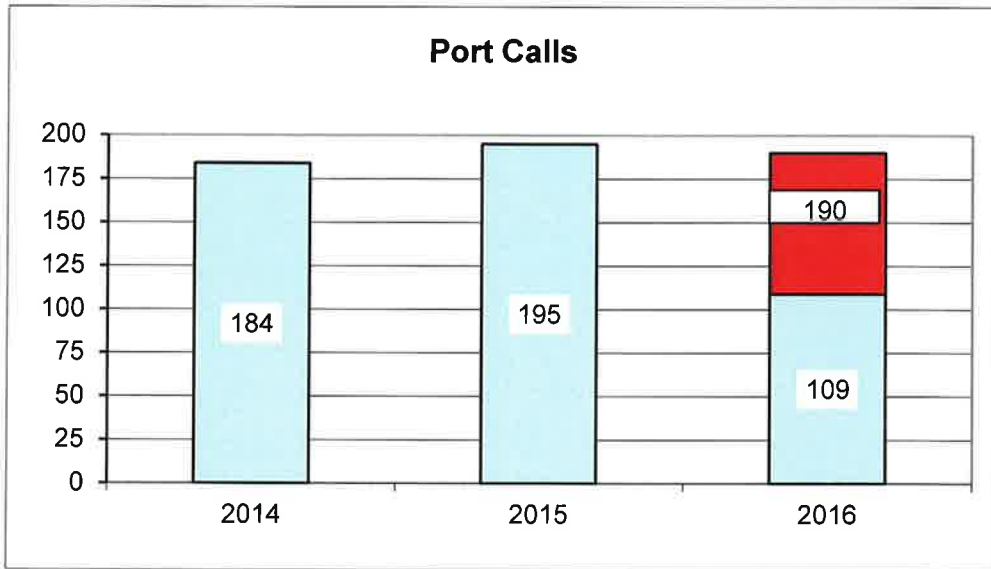
**Port of Everett  
Marine Terminals Statistics Through September 2016**



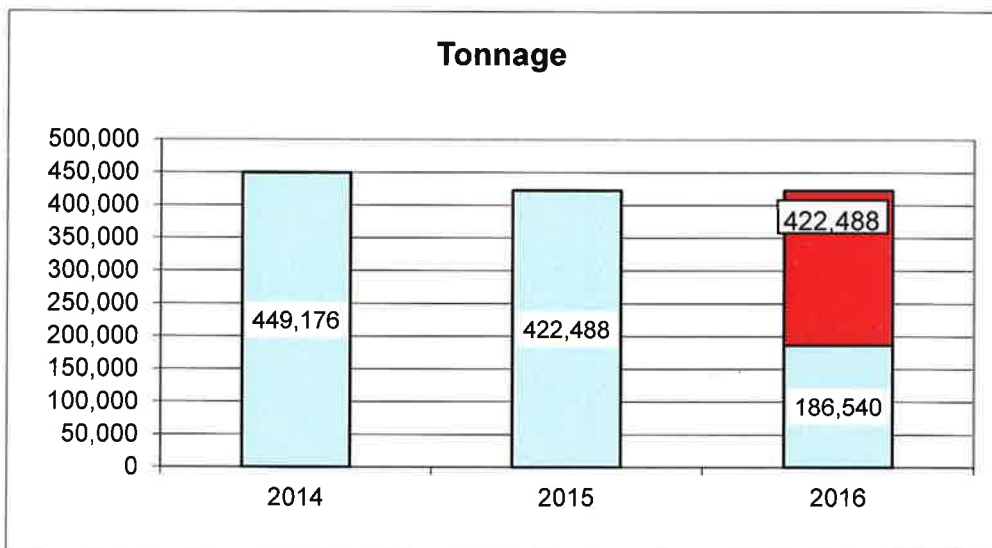
**Port of Everett**  
**Marine Terminals Statistics Through September 2016**

<b>Port Calls</b>			<b>2016</b>	<b>2015</b>	2014
Port calls YTD			109	148	134
	ships		62	104	75
	barges		47	44	59
Port calls this month		Sep	10	19	15
	ship		5	12	8
	barge		5	7	7
Port calls last month		Aug	16	14	16
	ship		12	6	9
	barge		4	8	7
<b>Tonnage</b>			<b>2016</b>	<b>2015</b>	2014
Short Tons YTD			186,537	319,165	335,822
	In (general)		50,920	144,746	114,250
	In (cement)		28,771	-	35,717
	Out (general)		30,537	67,223	38,963
	Out (logs)		76,309	107,196	146,892
Short tons this month		Sep	5,603	13,677	25,701
	In (general)		4,247	7,340	21,949
	In (cement)		-	-	-
	Out (general)		1,356	6,337	3,752
	Out (logs)		-	-	-
Short tons last month		Aug	53,393	12,822	58,248
	In (general)		8,817	8,292	19,774
	In (cement)		-	-	35,717
	Out (general)		3,549	4,530	2,757
	Out (logs)		41,027	-	-
<b>Container Statistics</b>			<b>2016</b>	<b>2015</b>	2014
Number of Units YTD			4,605	7,286	4,620
	In		3,001	4,548	2,704
	Out		1,604	2,738	1,916
Number of Units This Month		Sep	302	698	399
	In		206	468	244
	Out		96	230	155
Number of Units Last Month		Aug	322	574	382
	In		322	399	259
	Out			175	123

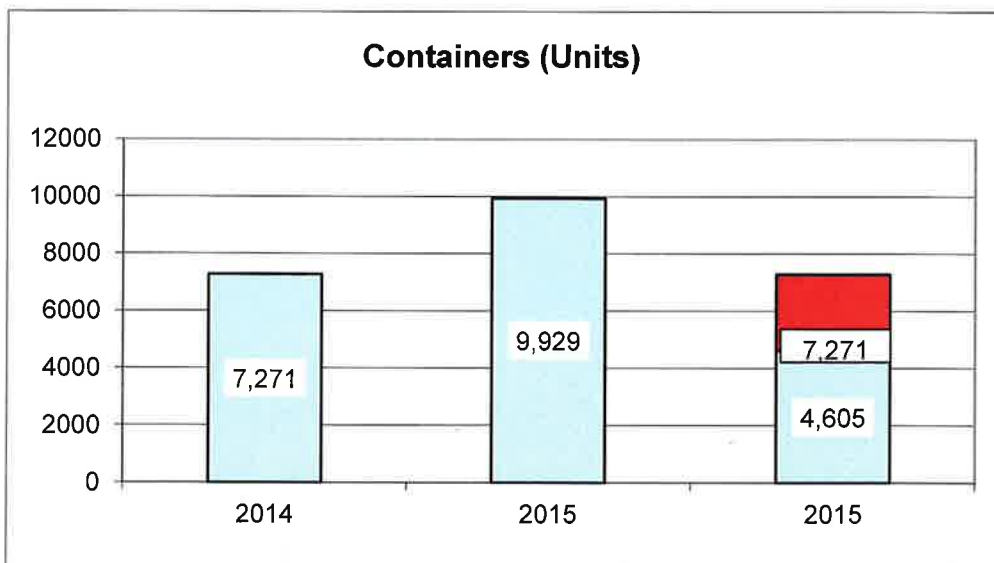
**Port of Everett  
Marine Terminals Statistics Through Spetember 2016**



57%



44%



63%